
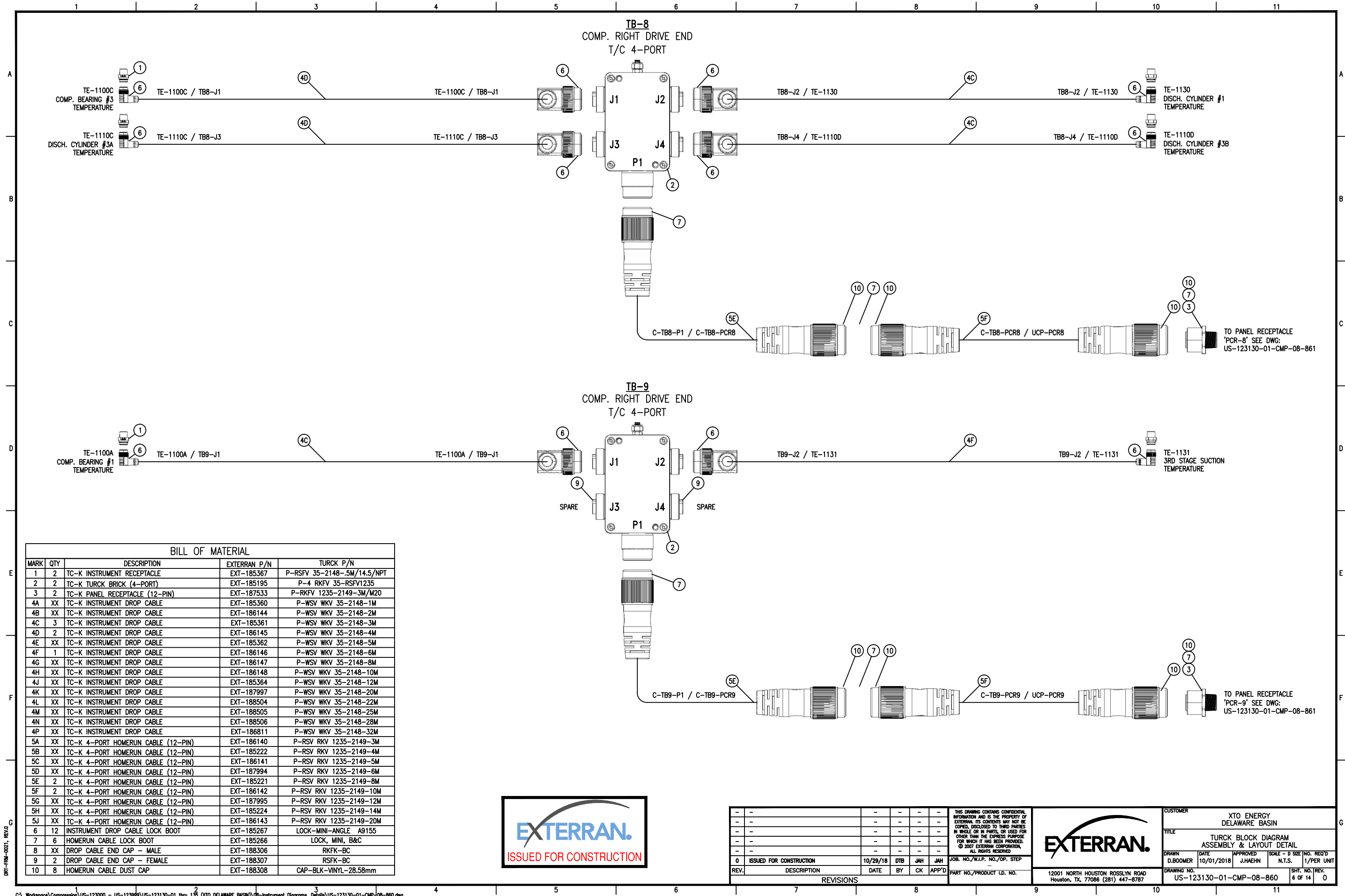
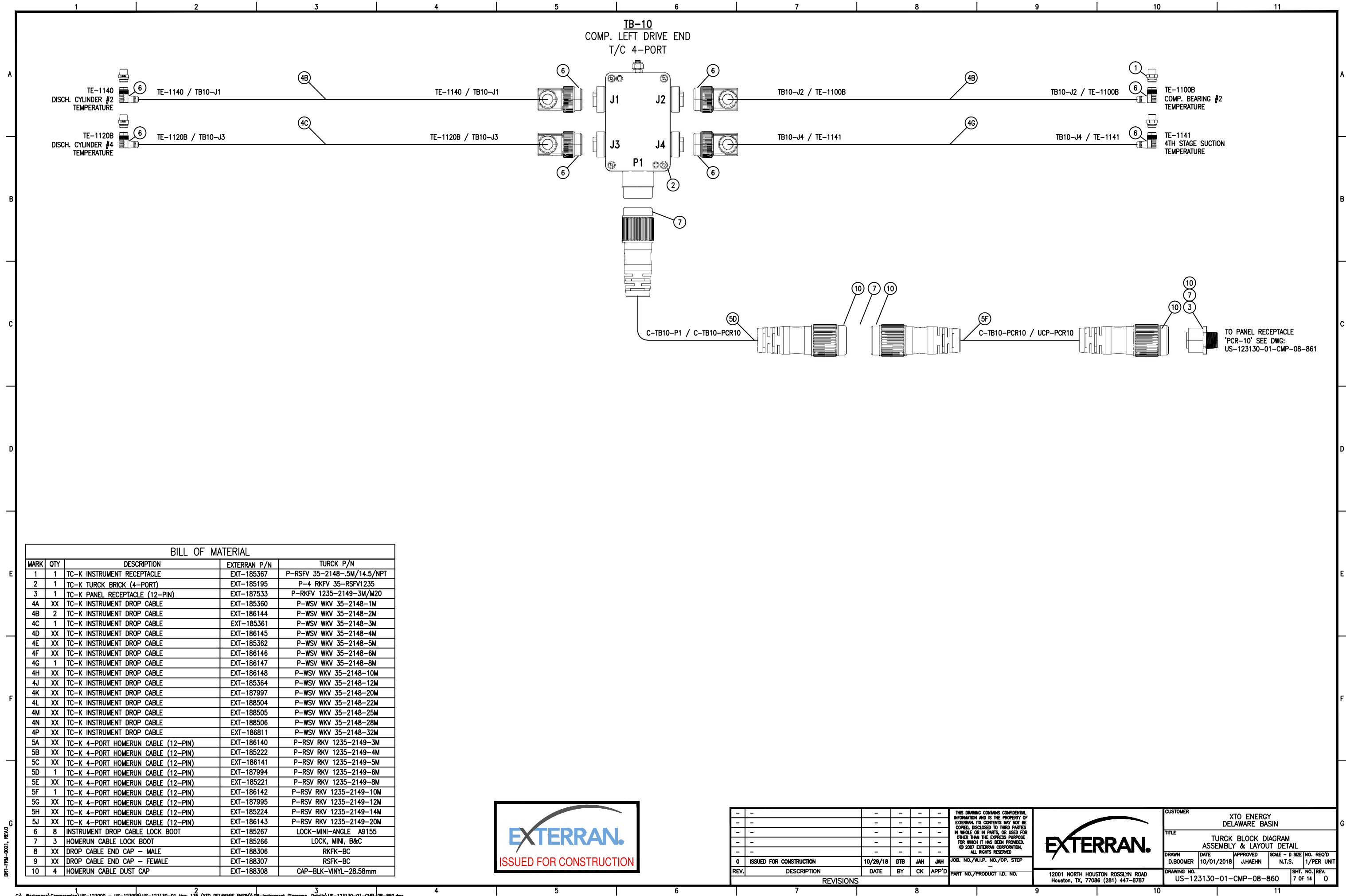


| BILL OF MATERIAL | | | | |
|------------------|-----|---------------------------------------|--------------|-----------------------------|
| MARK | QTY | DESCRIPTION | EXTERRAN P/N | TURCK P/N |
| 1A | 4 | INSTRUMENT RECEPTACLE | EXT-185191 | P-RSFV 40 EX-0.15M/14.5/NPT |
| 1C | 2 | INSTRUMENT RECEPTACLE | EXT-187042 | P-RSFV 40 EX-1/14.5/NPT |
| 2 | 1 | TURCK BRICK (8-PORT) | EXT-185194 | P-8 RKFV 40-RSFV190 |
| 3 | 1 | PANEL RECEPTACLE (19-PIN) | EXT-187532 | P-RKFV 190-3M/14.5/NPT |
| 4A | XX | INSTRUMENT DROP CABLE | EXT-185307 | P-WSV WKV 40-330-1M |
| 4B | XX | INSTRUMENT DROP CABLE | EXT-188304 | P-WSV WKV 40-330-2M |
| 4C | XX | INSTRUMENT DROP CABLE | EXT-185309 | P-WSV WKV 40-330-3M |
| 4D | XX | INSTRUMENT DROP CABLE | EXT-187987 | P-WSV WKV 40-330-4M |
| 4E | 1 | INSTRUMENT DROP CABLE | EXT-185310 | P-WSV WKV 40-330-5M |
| 4F | 2 | INSTRUMENT DROP CABLE | EXT-188501 | P-WSV WKV 40-330-6M |
| 4G | 1 | INSTRUMENT DROP CABLE | EXT-185312 | P-WSV WKV 40-330-8M |
| 4H | 2 | INSTRUMENT DROP CABLE | EXT-185315 | P-WSV WKV 40-330-10M |
| 4J | XX | INSTRUMENT DROP CABLE | EXT-186125 | P-WSV WKV 40-330-12M |
| 4K | XX | INSTRUMENT DROP CABLE | EXT-188660 | P-WSV WKV 40-330-13M |
| 4L | XX | INSTRUMENT DROP CABLE | EXT-186129 | P-WSV WKV 40-330-15M |
| 4M | XX | INSTRUMENT DROP CABLE | EXT-186131 | P-WSV WKV 40-330-20M |
| 4N | XX | INSTRUMENT DROP CABLE | EXT-188502 | P-WSV WKV 40-330-22M |
| 4P | XX | INSTRUMENT DROP CABLE | EXT-188503 | P-WSV WKV 40-330-25M |
| 4Q | XX | INSTRUMENT DROP CABLE | EXT-186822 | P-WSV WKV 40-330-28M |
| 4R | XX | INSTRUMENT DROP CABLE | EXT-186823 | P-WSV WKV 40-330-32M |
| 5A | XX | HOMERUN CABLE (19-PIN) | EXT-185228 | P-RSV RKV 190-1484XL-4M |
| 5B | XX | HOMERUN CABLE (19-PIN) | EXT-188312 | P-RSV RKV 190-1484XL-6M |
| 5C | 1 | HOMERUN CABLE (19-PIN) | EXT-185230 | P-RSV RKV 190-1484XL-8M |
| 5D | 1 | HOMERUN CABLE (19-PIN) | EXT-186137 | P-RSV RKV 190-1484XL-10M |
| 5E | XX | HOMERUN CABLE (19-PIN) | EXT-186138 | P-RSV RKV 190-1484XL-12M |
| 5F | XX | HOMERUN CABLE (19-PIN) | EXT-185231 | P-RSV RKV 190-1484XL-14M |
| 5G | XX | HOMERUN CABLE (19-PIN) | EXT-186139 | P-RSV RKV 190-1484XL-15M |
| 5H | XX | HOMERUN CABLE (19-PIN) | EXT-187907 | P-RSV RKV 190-1484XL-16M |
| 5J | XX | HOMERUN CABLE (19-PIN) | EXT-187908 | P-RSV RKV 190-1484XL-18M |
| 5K | XX | HOMERUN CABLE (19-PIN) | EXT-186824 | P-RSV RKV 190-1484XL-20M |
| 6 | 12 | INSTRUMENT DROP CABLE LOCK BOOT (90°) | EXT-185267 | LOCK-MINI-ANGLE |
| 7 | 3 | HOMERUN CABLE LOCK BOOT | EXT-185266 | LOCK-FAST |
| 8 | XX | DROP CABLE END CAP - MALE | EXT-188306 | RKFK-BC |
| 9 | 2 | DROP CABLE END CAP - FEMALE | EXT-188307 | RSFK-BC |
| 10 | 4 | HOMERUN CABLE DUST CAP | EXT-188308 | CAP-BLK-VINYL-28.58mm |



| | | | | | | | | | | | | | | |
|-----------|-------------------------|----------|-----|-----|-------|---|---|---|--|--------------------|----------------------|--------------------------|-------------------------|----------------------------|
| - | - | - | - | - | - | THIS DRAWING CONTAINS CONFIDENTIAL INFORMATION AND IS THE PROPERTY OF EXTERRAN. ITS CONTENTS MAY NOT BE COPIED, DISCLOSED TO THIRD PARTIES IN WHOLE OR IN PARTS, OR USED FOR OTHER THAN THE EXPRESS PURPOSE FOR WHICH IT HAS BEEN PROVIDED. © 2007 EXTERRAN CORPORATION. ALL RIGHTS RESERVED. |  | 12001 NORTH HOUSTON ROSSLYN ROAD Houston, TX, 77066 (281) 447-8787 | CUSTOMER XTO ENERGY DELAWARE BASIN | | | | | |
| - | - | - | - | - | - | | | | TITLE TURCK BLOCK DIAGRAM ASSEMBLY & LAYOUT DETAIL | | | | | |
| - | - | - | - | - | - | | | | DRAWN D. BOOMER | DATE 10/01/2018 | APPROVED J. HAEHN | SCALE - D SIZE N.T.S. | NO. REQ'D 1/PER UNIT | |
| 0 | ISSUED FOR CONSTRUCTION | 10/29/18 | DTB | JAH | JAH | | | | DRAWING NO. US-123130-01-CMP-08-860 | | | | | SHT. NO. REV. 5 OF 14 0 |
| REV. | DESCRIPTION | DATE | BY | CK | APP'D | | | | | | | | | |
| REVISIONS | | | | | | | | | | | | | | |

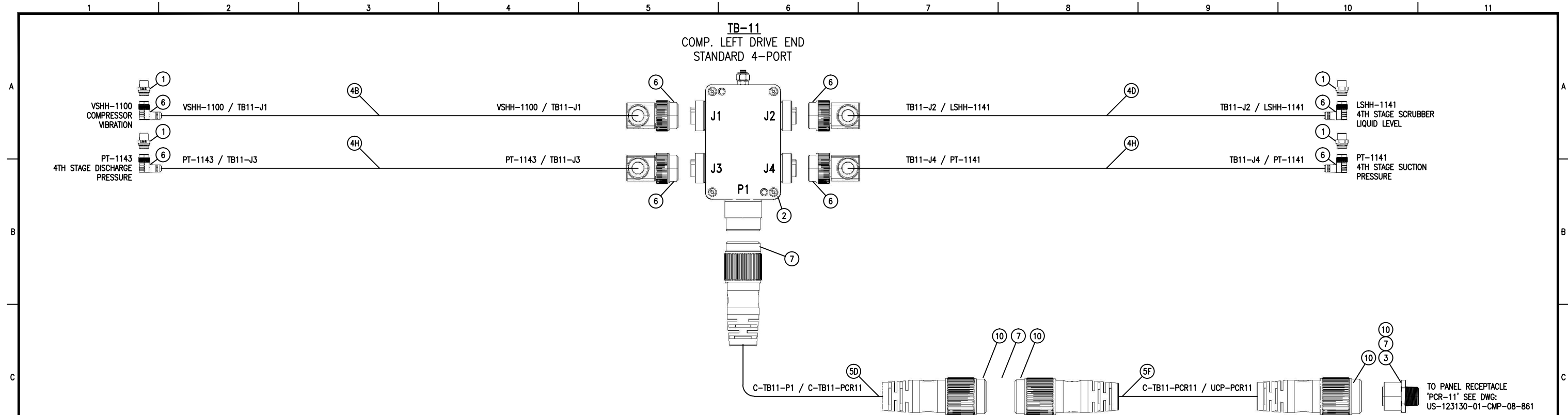




| BILL OF MATERIAL | | | | | |
|------------------|-----|------------------------------------|--------------|-----------------------------|--|
| MARK | QTY | DESCRIPTION | EXTERRAN P/N | TURCK P/N | |
| 1 | 1 | TC-K INSTRUMENT RECEPTACLE | EXT-185367 | P-RSFV 35-2148-.5M/14.5/NPT | |
| 2 | 1 | TC-K TURCK BRICK (4-PORT) | EXT-185195 | P-4 RKFV 35-RSFV1235 | |
| 3 | 1 | TC-K PANEL RECEPTACLE (12-PIN) | EXT-187533 | P-RKFV 1235-2149-3M/M20 | |
| 4A | XX | TC-K INSTRUMENT DROP CABLE | EXT-185360 | P-WSV WKV 35-2148-1M | |
| 4B | 2 | TC-K INSTRUMENT DROP CABLE | EXT-186144 | P-WSV WKV 35-2148-2M | |
| 4C | 1 | TC-K INSTRUMENT DROP CABLE | EXT-185361 | P-WSV WKV 35-2148-3M | |
| 4D | XX | TC-K INSTRUMENT DROP CABLE | EXT-186145 | P-WSV WKV 35-2148-4M | |
| 4E | XX | TC-K INSTRUMENT DROP CABLE | EXT-185362 | P-WSV WKV 35-2148-5M | |
| 4F | XX | TC-K INSTRUMENT DROP CABLE | EXT-186146 | P-WSV WKV 35-2148-6M | |
| 4G | 1 | TC-K INSTRUMENT DROP CABLE | EXT-186147 | P-WSV WKV 35-2148-8M | |
| 4H | XX | TC-K INSTRUMENT DROP CABLE | EXT-186148 | P-WSV WKV 35-2148-10M | |
| 4J | XX | TC-K INSTRUMENT DROP CABLE | EXT-185364 | P-WSV WKV 35-2148-12M | |
| 4K | XX | TC-K INSTRUMENT DROP CABLE | EXT-187997 | P-WSV WKV 35-2148-20M | |
| 4L | XX | TC-K INSTRUMENT DROP CABLE | EXT-188504 | P-WSV WKV 35-2148-22M | |
| 4M | XX | TC-K INSTRUMENT DROP CABLE | EXT-188505 | P-WSV WKV 35-2148-25M | |
| 4N | XX | TC-K INSTRUMENT DROP CABLE | EXT-188506 | P-WSV WKV 35-2148-28M | |
| 4P | XX | TC-K INSTRUMENT DROP CABLE | EXT-186811 | P-WSV WKV 35-2148-32M | |
| 5A | XX | TC-K 4-PORT HOMERUN CABLE (12-PIN) | EXT-186140 | P-RSV RKV 1235-2149-3M | |
| 5B | XX | TC-K 4-PORT HOMERUN CABLE (12-PIN) | EXT-185222 | P-RSV RKV 1235-2149-4M | |
| 5C | XX | TC-K 4-PORT HOMERUN CABLE (12-PIN) | EXT-186141 | P-RSV RKV 1235-2149-5M | |
| 5D | 1 | TC-K 4-PORT HOMERUN CABLE (12-PIN) | EXT-187994 | P-RSV RKV 1235-2149-6M | |
| 5E | XX | TC-K 4-PORT HOMERUN CABLE (12-PIN) | EXT-185221 | P-RSV RKV 1235-2149-8M | |
| 5F | 1 | TC-K 4-PORT HOMERUN CABLE (12-PIN) | EXT-186142 | P-RSV RKV 1235-2149-10M | |
| 5G | XX | TC-K 4-PORT HOMERUN CABLE (12-PIN) | EXT-187995 | P-RSV RKV 1235-2149-12M | |
| 5H | XX | TC-K 4-PORT HOMERUN CABLE (12-PIN) | EXT-185224 | P-RSV RKV 1235-2149-14M | |
| 5J | XX | TC-K 4-PORT HOMERUN CABLE (12-PIN) | EXT-186143 | P-RSV RKV 1235-2149-20M | |
| 6 | 8 | INSTRUMENT DROP CABLE LOCK BOOT | EXT-185267 | LOCK-MINI-ANGLE A9155 | |
| 7 | 3 | HOMERUN CABLE LOCK BOOT | EXT-185266 | LOCK, MINI, B&C | |
| 8 | XX | DROP CABLE END CAP - MALE | EXT-188306 | RKFV-BC | |
| 9 | XX | DROP CABLE END CAP - FEMALE | EXT-188307 | RSFV-BC | |
| 10 | 4 | HOMERUN CABLE DUST CAP | EXT-188308 | CAP-BLK-VINYL-28.58mm | |



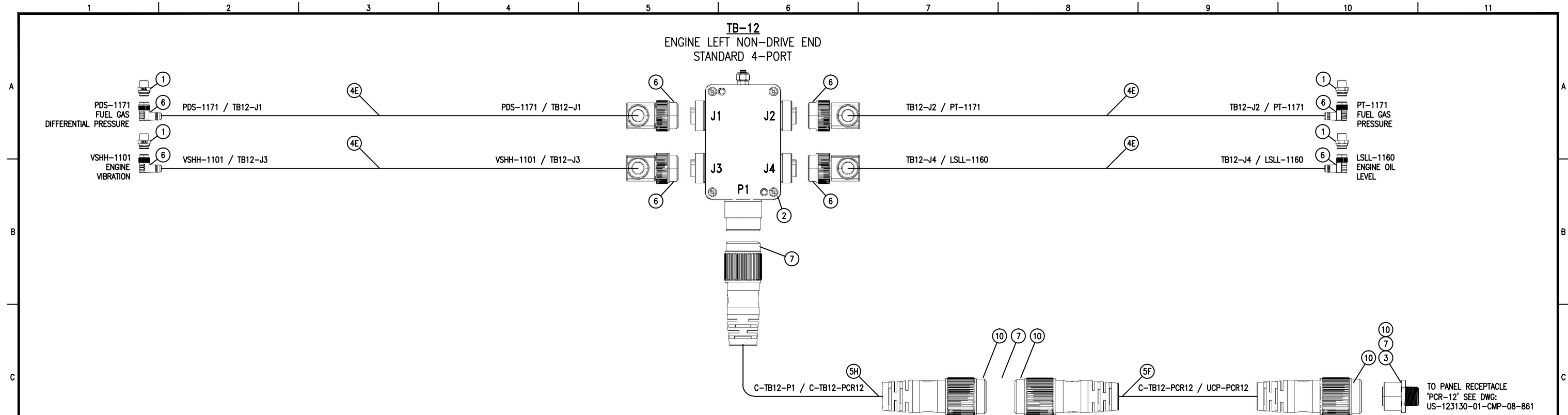
| | | | | | | | | | |
|---|--|---|--|---------------------------|--|--|--|-------------------------|--|
| THIS DRAWING CONTAINS CONFIDENTIAL INFORMATION AND IS THE PROPERTY OF EXTERRAN. ITS CONTENTS MAY NOT BE COPIED, DISCLOSED TO THIRD PARTIES IN WHOLE OR IN PARTS, OR USED FOR OTHER THAN THE EXPRESS PURPOSE FOR WHICH IT HAS BEEN PROVIDED. © 2007 EXTERRAN CORPORATION. ALL RIGHTS RESERVED. | | | | | | CUSTOMER XTO ENERGY DELAWARE BASIN | | | |
| EXTERRAN. | | | | | | TITLE TURCK BLOCK DIAGRAM ASSEMBLY & LAYOUT DETAIL | | | |
| DRAWN D. BOOMER | | DATE 10/01/2018 | | APPROVED J. HAEHN | | SCALE - D SIZE N.T.S. | | NO. REQ'D 1/PER UNIT | |
| DRAWING NO. US-123130-01-CMP-08-860 | | 12001 NORTH HOUSTON ROSSLYN ROAD Houston, TX, 77066 (281) 447-8787 | | PART NO./PRODUCT I.D. NO. | | SHT. NO. REV. 7 OF 14 | | REV. 0 | |



| BILL OF MATERIAL | | | | |
|------------------|-----|---------------------------------------|--------------|----------------------------|
| MARK | QTY | DESCRIPTION | EXTERRAN P/N | TURCK P/N |
| 1 | 4 | INSTRUMENT RECEPTACLE | EXT-185191 | P-RSFV 40 EX--15M/14.5/NPT |
| 2 | 1 | TURCK BRICK (4-PORT) | EXT-185193 | P-4 RKFV 40-RSFV100 |
| 3 | 1 | PANEL RECEPTACLE (10-PIN) | EXT-187531 | P-RKFV 101 EX-3M/14.75/NPT |
| 4A | XX | INSTRUMENT DROP CABLE | EXT-185307 | P-WSV WKV 40-330-1M |
| 4B | 1 | INSTRUMENT DROP CABLE | EXT-188304 | P-WSV WKV 40-330-2M |
| 4C | XX | INSTRUMENT DROP CABLE | EXT-185309 | P-WSV WKV 40-330-3M |
| 4D | 1 | INSTRUMENT DROP CABLE | EXT-187987 | P-WSV WKV 40-330-4M |
| 4E | XX | INSTRUMENT DROP CABLE | EXT-185310 | P-WSV WKV 40-330-5M |
| 4F | XX | INSTRUMENT DROP CABLE | EXT-188501 | P-WSV WKV 40-330-6M |
| 4G | XX | INSTRUMENT DROP CABLE | EXT-185312 | P-WSV WKV 40-330-8M |
| 4H | 2 | INSTRUMENT DROP CABLE | EXT-185315 | P-WSV WKV 40-330-10M |
| 4J | XX | INSTRUMENT DROP CABLE | EXT-186125 | P-WSV WKV 40-330-12M |
| 4K | XX | INSTRUMENT DROP CABLE | EXT-188660 | P-WSV WKV 40-330-13M |
| 4L | XX | INSTRUMENT DROP CABLE | EXT-186129 | P-WSV WKV 40-330-15M |
| 4M | XX | INSTRUMENT DROP CABLE | EXT-186131 | P-WSV WKV 40-330-20M |
| 4N | XX | INSTRUMENT DROP CABLE | EXT-188502 | P-WSV WKV 40-330-22M |
| 4P | XX | INSTRUMENT DROP CABLE | EXT-188503 | P-WSV WKV 40-330-25M |
| 4Q | XX | INSTRUMENT DROP CABLE | EXT-186822 | P-WSV WKV 40-330-28M |
| 4R | XX | INSTRUMENT DROP CABLE | EXT-186823 | P-WSV WKV 40-330-32M |
| 5A | XX | HOMERUN CABLE (10-PIN) | EXT-186132 | P-RSV RKV 101-489-3M |
| 5B | XX | HOMERUN CABLE (10-PIN) | EXT-185338 | P-RSV RKV 101-489-4M |
| 5C | XX | HOMERUN CABLE (10-PIN) | EXT-186133 | P-RSV RKV 101-489-5M |
| 5D | 1 | HOMERUN CABLE (10-PIN) | EXT-187992 | P-RSV RKV 101-489-6M |
| 5E | XX | HOMERUN CABLE (10-PIN) | EXT-185339 | P-RSV RKV 101-489-8M |
| 5F | 1 | HOMERUN CABLE (10-PIN) | EXT-186134 | P-RSV RKV 101-489-10M |
| 5G | XX | HOMERUN CABLE (10-PIN) | EXT-186135 | P-RSV RKV 101-489-12M |
| 5H | XX | HOMERUN CABLE (10-PIN) | EXT-185341 | P-RSV RKV 101-489-14M |
| 5J | XX | HOMERUN CABLE (10-PIN) | EXT-187906 | P-RSV RKV 101-489-16M |
| 5K | XX | HOMERUN CABLE (10-PIN) | EXT-186136 | P-RSV RKV 101-489-20M |
| 6 | 8 | INSTRUMENT DROP CABLE LOCK BOOT (90°) | EXT-185267 | LOCK-MINI-ANGLE A9155 |
| 7 | 3 | HOMERUN CABLE LOCK BOOT | EXT-185266 | LOCK, MINI, B&C |
| 8 | XX | DROP CABLE END CAP - MALE | EXT-188306 | RKFK-BC |
| 9 | XX | DROP CABLE END CAP - FEMALE | EXT-188307 | RSFK-BC |
| 10 | 4 | HOMERUN CABLE DUST CAP | EXT-188308 | CAP-BLK-VINYL-28.58mm |



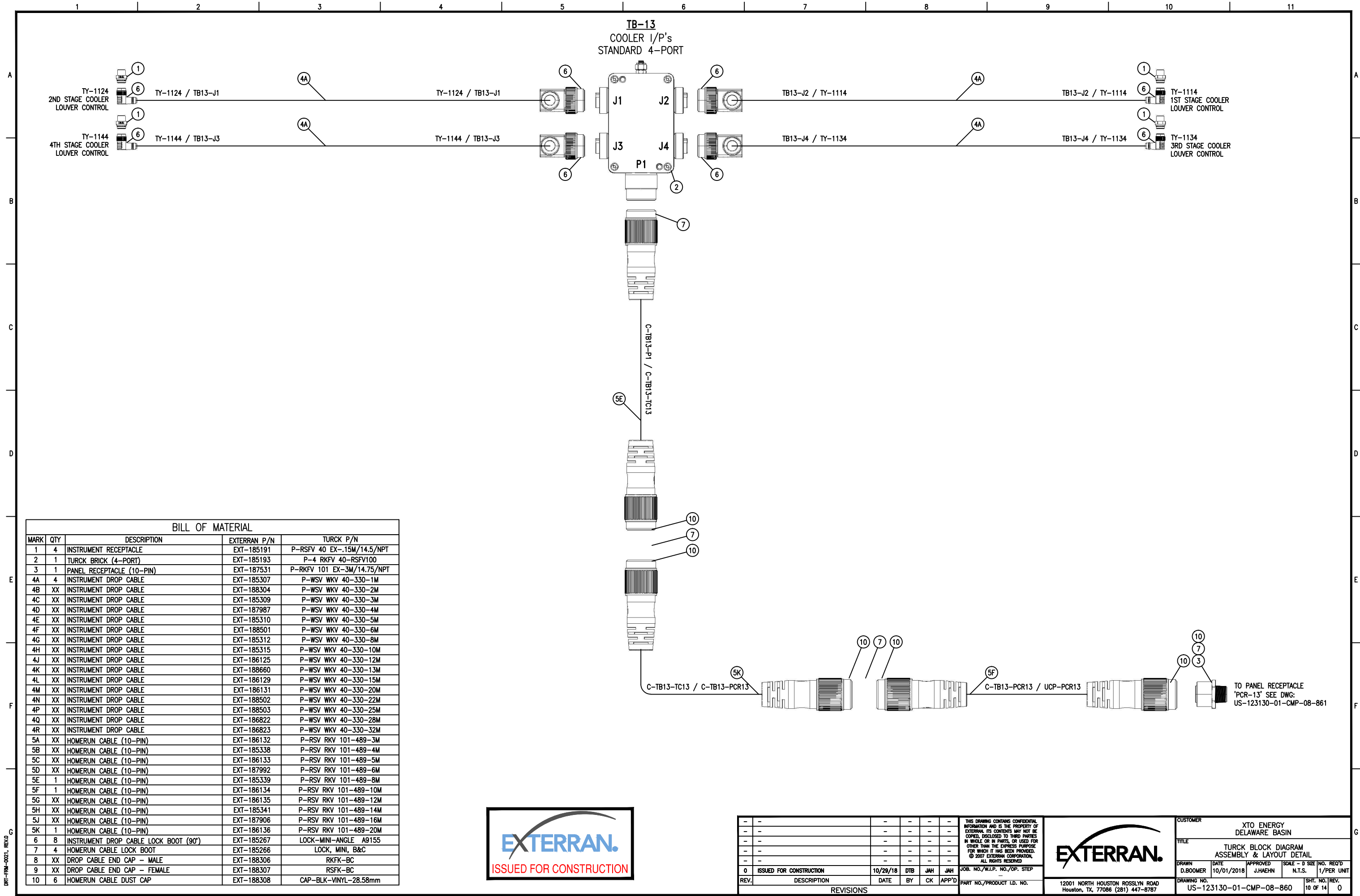
| | | | | | | | | |
|------|-------------------------|----------|-----|-----|-------|---|---|--|
| REV. | DESCRIPTION | DATE | BY | CK | APP'D | THIS DRAWING CONTAINS CONFIDENTIAL INFORMATION AND IS THE PROPERTY OF EXTERRAN. ITS CONTENTS MAY NOT BE COPIED, DISCLOSED TO THIRD PARTIES IN WHOLE OR IN PARTS, OR USED FOR OTHER THAN THE EXPRESS PURPOSE FOR WHICH IT HAS BEEN PROVIDED. © 2007 EXTERRAN CORPORATION. ALL RIGHTS RESERVED. | 12001 NORTH HOUSTON ROSSLYN ROAD Houston, TX, 77066 (281) 447-8787 | CUSTOMER XTO ENERGY DELAWARE BASIN |
| 0 | ISSUED FOR CONSTRUCTION | 10/29/18 | DTB | JAH | JAH | JOB. NO./W.I.P. NO./OP. STEP | | TITLE TURCK BLOCK DIAGRAM ASSEMBLY & LAYOUT DETAIL |
| REV. | DESCRIPTION | DATE | BY | CK | APP'D | PART NO./PRODUCT I.D. NO. | | DRAWN D. BOOMER |
| | | | | | | | | DATE 10/01/2018 |
| | | | | | | | | APPROVED J. HAEHN |
| | | | | | | | | SCALE - D SIZE N.T.S. |
| | | | | | | | | NO. REQ'D 1/PER UNIT |
| | | | | | | | | SHT. NO. 8 OF 14 |
| | | | | | | | | REV. 0 |



| BILL OF MATERIAL | | | | |
|------------------|-----|---------------------------------------|--------------|----------------------------|
| MARK | QTY | DESCRIPTION | EXTERRAN P/N | TURCK P/N |
| 1 | 4 | INSTRUMENT RECEPTACLE | EXT-185191 | P-RSFV 40 EX-.15M/14.5/NPT |
| 2 | 1 | TURCK BRICK (4-PORT) | EXT-185193 | P-4 RKFV 40-RSFV100 |
| 3 | 1 | PANEL RECEPTACLE (10-PIN) | EXT-187531 | P-RKFV 101 EX-3M/14.75/NPT |
| 4A | XX | INSTRUMENT DROP CABLE | EXT-185307 | P-WSV WKV 40-330-1M |
| 4B | XX | INSTRUMENT DROP CABLE | EXT-188304 | P-WSV WKV 40-330-2M |
| 4C | XX | INSTRUMENT DROP CABLE | EXT-185309 | P-WSV WKV 40-330-3M |
| 4D | XX | INSTRUMENT DROP CABLE | EXT-187987 | P-WSV WKV 40-330-4M |
| 4E | 4 | INSTRUMENT DROP CABLE | EXT-185310 | P-WSV WKV 40-330-5M |
| 4F | XX | INSTRUMENT DROP CABLE | EXT-188501 | P-WSV WKV 40-330-6M |
| 4G | XX | INSTRUMENT DROP CABLE | EXT-185312 | P-WSV WKV 40-330-8M |
| 4H | XX | INSTRUMENT DROP CABLE | EXT-185315 | P-WSV WKV 40-330-10M |
| 4J | XX | INSTRUMENT DROP CABLE | EXT-186125 | P-WSV WKV 40-330-12M |
| 4K | XX | INSTRUMENT DROP CABLE | EXT-188660 | P-WSV WKV 40-330-13M |
| 4L | XX | INSTRUMENT DROP CABLE | EXT-186129 | P-WSV WKV 40-330-15M |
| 4M | XX | INSTRUMENT DROP CABLE | EXT-186131 | P-WSV WKV 40-330-20M |
| 4N | XX | INSTRUMENT DROP CABLE | EXT-188502 | P-WSV WKV 40-330-22M |
| 4P | XX | INSTRUMENT DROP CABLE | EXT-188503 | P-WSV WKV 40-330-25M |
| 4Q | XX | INSTRUMENT DROP CABLE | EXT-186822 | P-WSV WKV 40-330-28M |
| 4R | XX | INSTRUMENT DROP CABLE | EXT-186823 | P-WSV WKV 40-330-32M |
| 5A | XX | HOMERUN CABLE (10-PIN) | EXT-186132 | P-RSV RKV 101-489-3M |
| 5B | XX | HOMERUN CABLE (10-PIN) | EXT-185338 | P-RSV RKV 101-489-4M |
| 5C | XX | HOMERUN CABLE (10-PIN) | EXT-186133 | P-RSV RKV 101-489-5M |
| 5D | XX | HOMERUN CABLE (10-PIN) | EXT-187992 | P-RSV RKV 101-489-6M |
| 5E | XX | HOMERUN CABLE (10-PIN) | EXT-185339 | P-RSV RKV 101-489-8M |
| 5F | 1 | HOMERUN CABLE (10-PIN) | EXT-186134 | P-RSV RKV 101-489-10M |
| 5G | XX | HOMERUN CABLE (10-PIN) | EXT-186135 | P-RSV RKV 101-489-12M |
| 5H | 1 | HOMERUN CABLE (10-PIN) | EXT-185341 | P-RSV RKV 101-489-14M |
| 5J | XX | HOMERUN CABLE (10-PIN) | EXT-187906 | P-RSV RKV 101-489-16M |
| 5K | XX | HOMERUN CABLE (10-PIN) | EXT-186136 | P-RSV RKV 101-489-20M |
| 6 | 8 | INSTRUMENT DROP CABLE LOCK BOOT (90°) | EXT-185267 | LOCK-MINI-ANGLE A9155 |
| 7 | 3 | HOMERUN CABLE LOCK BOOT | EXT-185266 | LOCK, MINI, B&C |
| 8 | XX | DROP CABLE END CAP - MALE | EXT-188306 | RKFK-BC |
| 9 | XX | DROP CABLE END CAP - FEMALE | EXT-188307 | RSFK-BC |
| 10 | 4 | HOMERUN CABLE DUST CAP | EXT-188308 | CAP-BLK-VINYL-28.58mm |



| | | | | | | | | |
|------|-------------------------|----------|-----|-----|-------|---|---|--|
| REV. | DESCRIPTION | DATE | BY | CK | APP'D | THIS DRAWING CONTAINS CONFIDENTIAL INFORMATION AND IS THE PROPERTY OF EXTERRAN. ITS CONTENTS MAY NOT BE COPIED, DISCLOSED TO THIRD PARTIES IN WHOLE OR IN PARTS, OR USED FOR OTHER THAN THE EXPRESS PURPOSE FOR WHICH IT HAS BEEN PROVIDED. © 2007 EXTERRAN CORPORATION. ALL RIGHTS RESERVED. | 12001 NORTH HOUSTON ROSSLYN ROAD Houston, TX, 77066 (281) 447-8787 | CUSTOMER XTO ENERGY DELAWARE BASIN |
| 0 | ISSUED FOR CONSTRUCTION | 10/29/18 | DTB | JAH | JAH | JOB. NO./W.L.P. NO./OP. STEP | | TITLE TURCK BLOCK DIAGRAM ASSEMBLY & LAYOUT DETAIL |
| 0 | ISSUED FOR CONSTRUCTION | 10/29/18 | DTB | JAH | JAH | JOB. NO./W.L.P. NO./OP. STEP | | DRAWN D. BOOMER |
| 0 | ISSUED FOR CONSTRUCTION | 10/29/18 | DTB | JAH | JAH | JOB. NO./W.L.P. NO./OP. STEP | | DATE 10/01/2018 |
| 0 | ISSUED FOR CONSTRUCTION | 10/29/18 | DTB | JAH | JAH | JOB. NO./W.L.P. NO./OP. STEP | | APPROVED J. HAEHN |
| 0 | ISSUED FOR CONSTRUCTION | 10/29/18 | DTB | JAH | JAH | JOB. NO./W.L.P. NO./OP. STEP | | SCALE - D SIZE N.T.S. |
| 0 | ISSUED FOR CONSTRUCTION | 10/29/18 | DTB | JAH | JAH | JOB. NO./W.L.P. NO./OP. STEP | | NO. REQ'D 1/PER UNIT |
| 0 | ISSUED FOR CONSTRUCTION | 10/29/18 | DTB | JAH | JAH | JOB. NO./W.L.P. NO./OP. STEP | | SHT. NO. 9 OF 14 |
| 0 | ISSUED FOR CONSTRUCTION | 10/29/18 | DTB | JAH | JAH | JOB. NO./W.L.P. NO./OP. STEP | | REV. 0 |
| 0 | ISSUED FOR CONSTRUCTION | 10/29/18 | DTB | JAH | JAH | JOB. NO./W.L.P. NO./OP. STEP | | DRAWING NO. US-123130-01-CMP-08-860 |



| BILL OF MATERIAL | | | | |
|------------------|-----|---------------------------------------|--------------|----------------------------|
| MARK | QTY | DESCRIPTION | EXTERRAN P/N | TURCK P/N |
| 1 | 4 | INSTRUMENT RECEPTACLE | EXT-185191 | P-RSFV 40 EX--15M/14.5/NPT |
| 2 | 1 | TURCK BRICK (4-PORT) | EXT-185193 | P-4 RKFV 40-RSFV100 |
| 3 | 1 | PANEL RECEPTACLE (10-PIN) | EXT-187531 | P-RKFV 101 EX-3M/14.75/NPT |
| 4A | 4 | INSTRUMENT DROP CABLE | EXT-185307 | P-WSV WKV 40-330-1M |
| 4B | XX | INSTRUMENT DROP CABLE | EXT-188304 | P-WSV WKV 40-330-2M |
| 4C | XX | INSTRUMENT DROP CABLE | EXT-185309 | P-WSV WKV 40-330-3M |
| 4D | XX | INSTRUMENT DROP CABLE | EXT-187987 | P-WSV WKV 40-330-4M |
| 4E | XX | INSTRUMENT DROP CABLE | EXT-185310 | P-WSV WKV 40-330-5M |
| 4F | XX | INSTRUMENT DROP CABLE | EXT-188501 | P-WSV WKV 40-330-6M |
| 4G | XX | INSTRUMENT DROP CABLE | EXT-185312 | P-WSV WKV 40-330-8M |
| 4H | XX | INSTRUMENT DROP CABLE | EXT-185315 | P-WSV WKV 40-330-10M |
| 4J | XX | INSTRUMENT DROP CABLE | EXT-186125 | P-WSV WKV 40-330-12M |
| 4K | XX | INSTRUMENT DROP CABLE | EXT-188660 | P-WSV WKV 40-330-13M |
| 4L | XX | INSTRUMENT DROP CABLE | EXT-186129 | P-WSV WKV 40-330-15M |
| 4M | XX | INSTRUMENT DROP CABLE | EXT-186131 | P-WSV WKV 40-330-20M |
| 4N | XX | INSTRUMENT DROP CABLE | EXT-188502 | P-WSV WKV 40-330-22M |
| 4P | XX | INSTRUMENT DROP CABLE | EXT-188503 | P-WSV WKV 40-330-25M |
| 4Q | XX | INSTRUMENT DROP CABLE | EXT-186822 | P-WSV WKV 40-330-28M |
| 4R | XX | INSTRUMENT DROP CABLE | EXT-186823 | P-WSV WKV 40-330-32M |
| 5A | XX | HOMERUN CABLE (10-PIN) | EXT-186132 | P-RSV RKV 101-489-3M |
| 5B | XX | HOMERUN CABLE (10-PIN) | EXT-185338 | P-RSV RKV 101-489-4M |
| 5C | XX | HOMERUN CABLE (10-PIN) | EXT-186133 | P-RSV RKV 101-489-5M |
| 5D | XX | HOMERUN CABLE (10-PIN) | EXT-187992 | P-RSV RKV 101-489-6M |
| 5E | 1 | HOMERUN CABLE (10-PIN) | EXT-185339 | P-RSV RKV 101-489-8M |
| 5F | 1 | HOMERUN CABLE (10-PIN) | EXT-186134 | P-RSV RKV 101-489-10M |
| 5G | XX | HOMERUN CABLE (10-PIN) | EXT-186135 | P-RSV RKV 101-489-12M |
| 5H | XX | HOMERUN CABLE (10-PIN) | EXT-185341 | P-RSV RKV 101-489-14M |
| 5J | XX | HOMERUN CABLE (10-PIN) | EXT-187906 | P-RSV RKV 101-489-16M |
| 5K | 1 | HOMERUN CABLE (10-PIN) | EXT-186136 | P-RSV RKV 101-489-20M |
| 6 | 8 | INSTRUMENT DROP CABLE LOCK BOOT (90°) | EXT-185267 | LOCK-MINI-ANGLE A9155 |
| 7 | 4 | HOMERUN CABLE LOCK BOOT | EXT-185266 | LOCK, MINI, B&C |
| 8 | XX | DROP CABLE END CAP - MALE | EXT-188306 | RKFK-BC |
| 9 | XX | DROP CABLE END CAP - FEMALE | EXT-188307 | RSFK-BC |
| 10 | 6 | HOMERUN CABLE DUST CAP | EXT-188308 | CAP-BLK-VINYL-28.58mm |

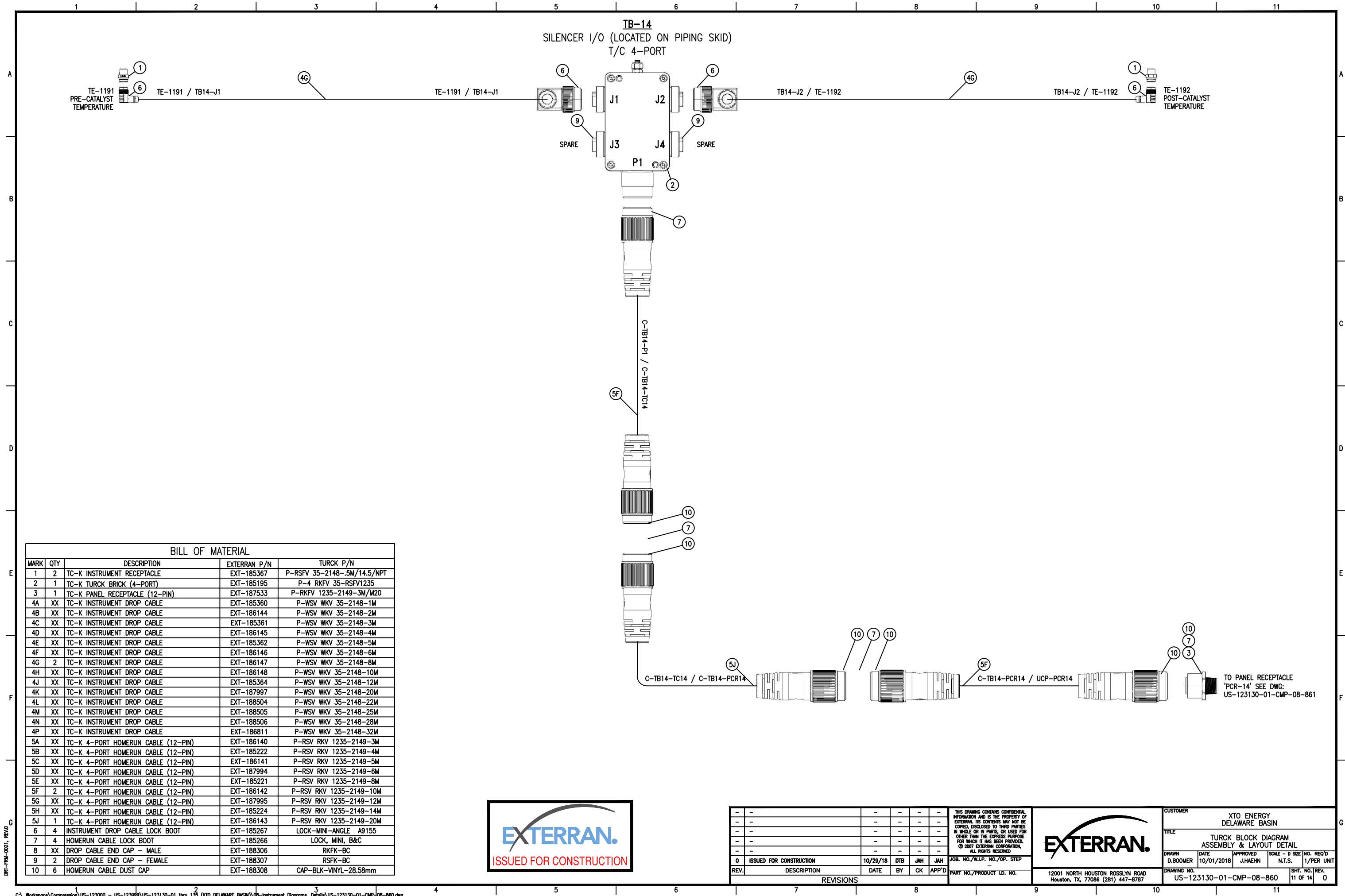


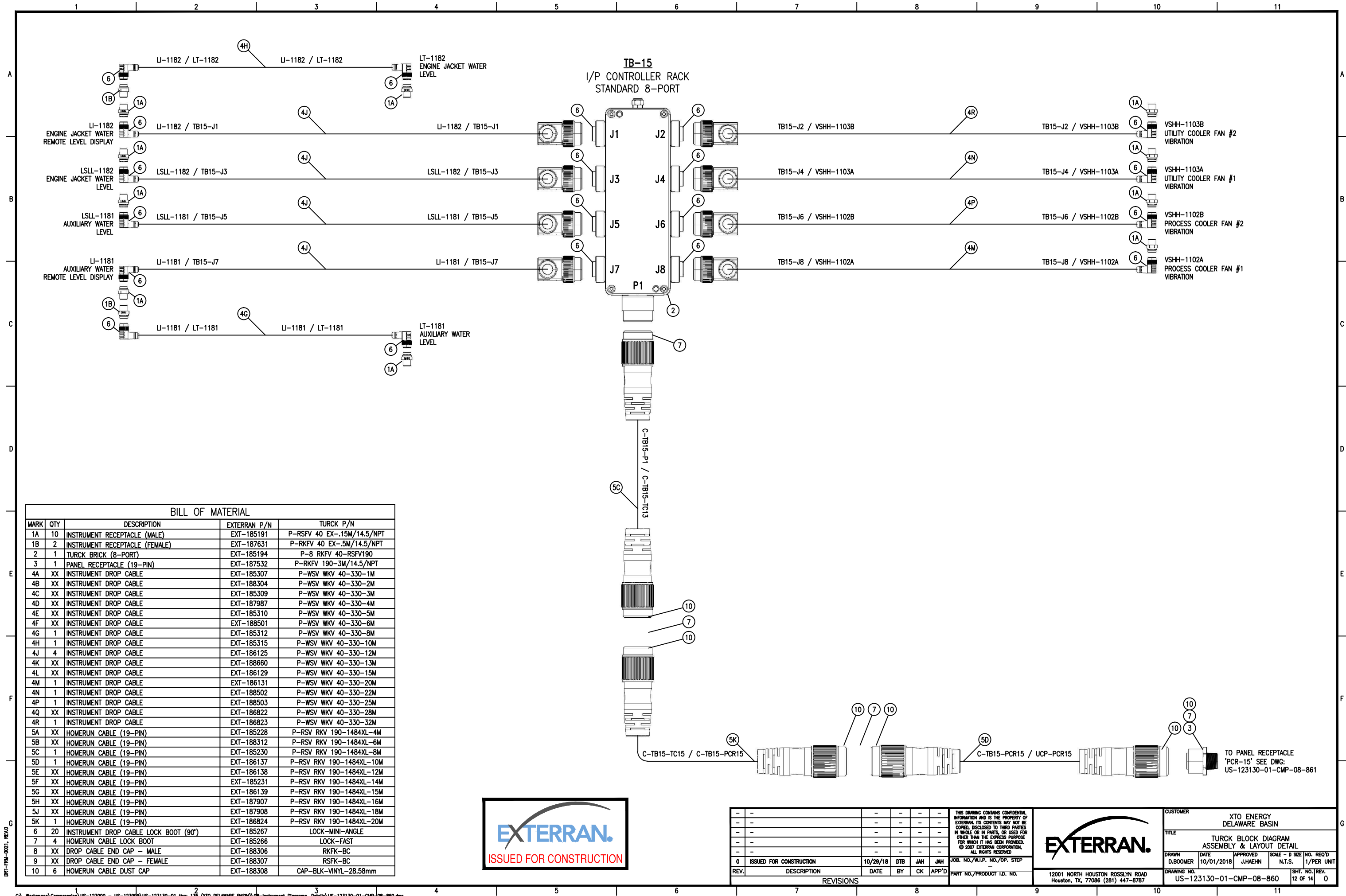
| REV. | DESCRIPTION | DATE | BY | CK | APP'D |
|------|-------------------------|----------|-----|-----|-------|
| 0 | ISSUED FOR CONSTRUCTION | 10/29/18 | DTB | JAH | JAH |

| |
|---|
| THIS DRAWING CONTAINS CONFIDENTIAL INFORMATION AND IS THE PROPERTY OF EXTERRAN. ITS CONTENTS MAY NOT BE COPIED, DISCLOSED TO THIRD PARTIES IN WHOLE OR IN PARTS, OR USED FOR OTHER THAN THE EXPRESS PURPOSE FOR WHICH IT HAS BEEN PROVIDED. © 2007 EXTERRAN CORPORATION. ALL RIGHTS RESERVED. |
| JOB. NO./W.I.P. NO./OP. STEP |
| PART NO./PRODUCT I.D. NO. |

| |
|---|
| 12001 NORTH HOUSTON ROSSLYN ROAD Houston, TX, 77066 (281) 447-8787 |
|---|


| | | | |
|--|----------------------|----------------------|--------------------------|
| CUSTOMER XTO ENERGY DELAWARE BASIN | | | |
| TITLE TURCK BLOCK DIAGRAM ASSEMBLY & LAYOUT DETAIL | | | |
| DRAWN D. BOOMER | DATE 10/01/2018 | APPROVED J. JAEHN | SCALE - D SIZE N.T.S. |
| DRAWING NO. US-123130-01-CMP-08-860 | NO. REV. 10 OF 14 | REV. 0 | |

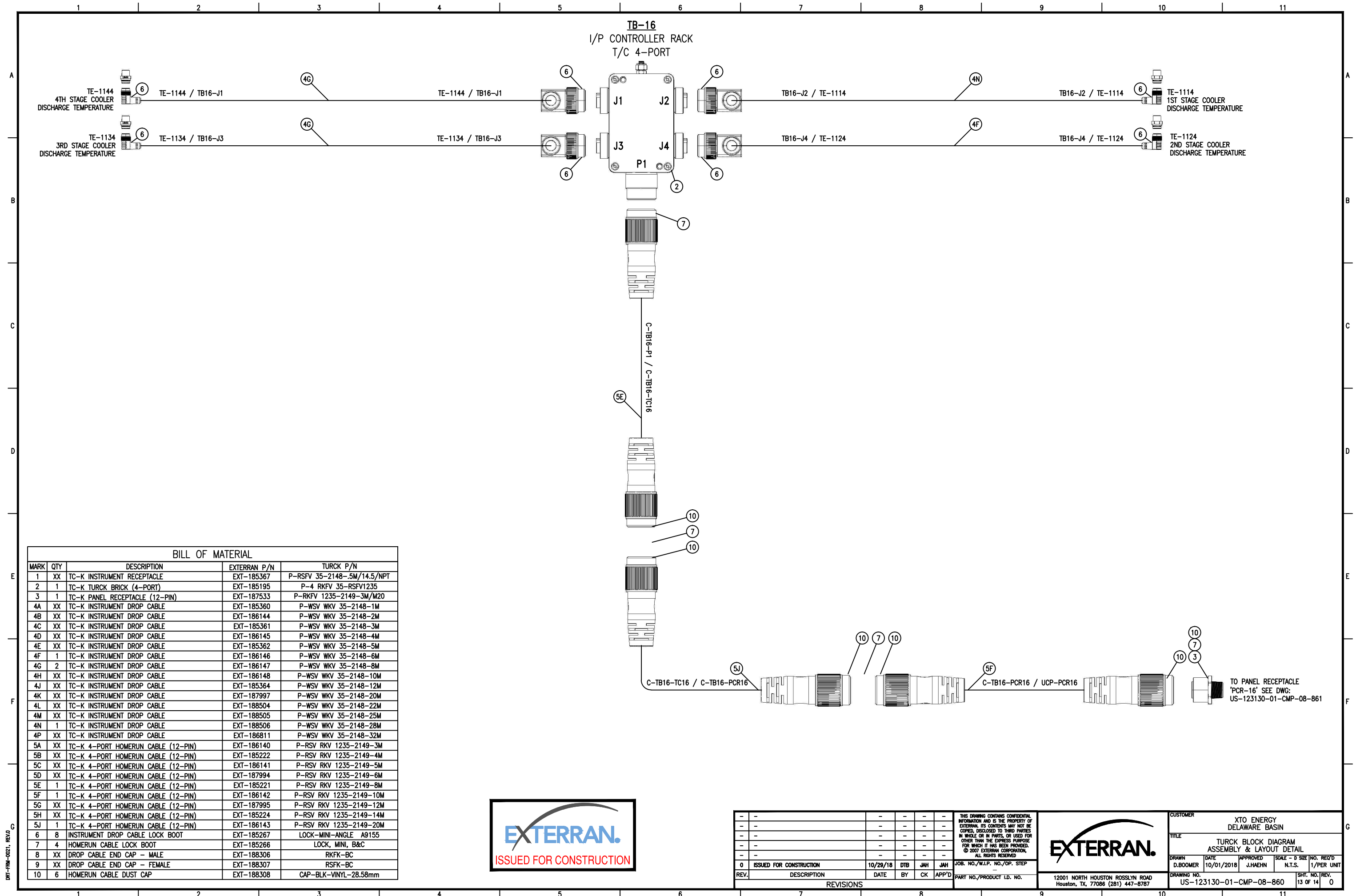


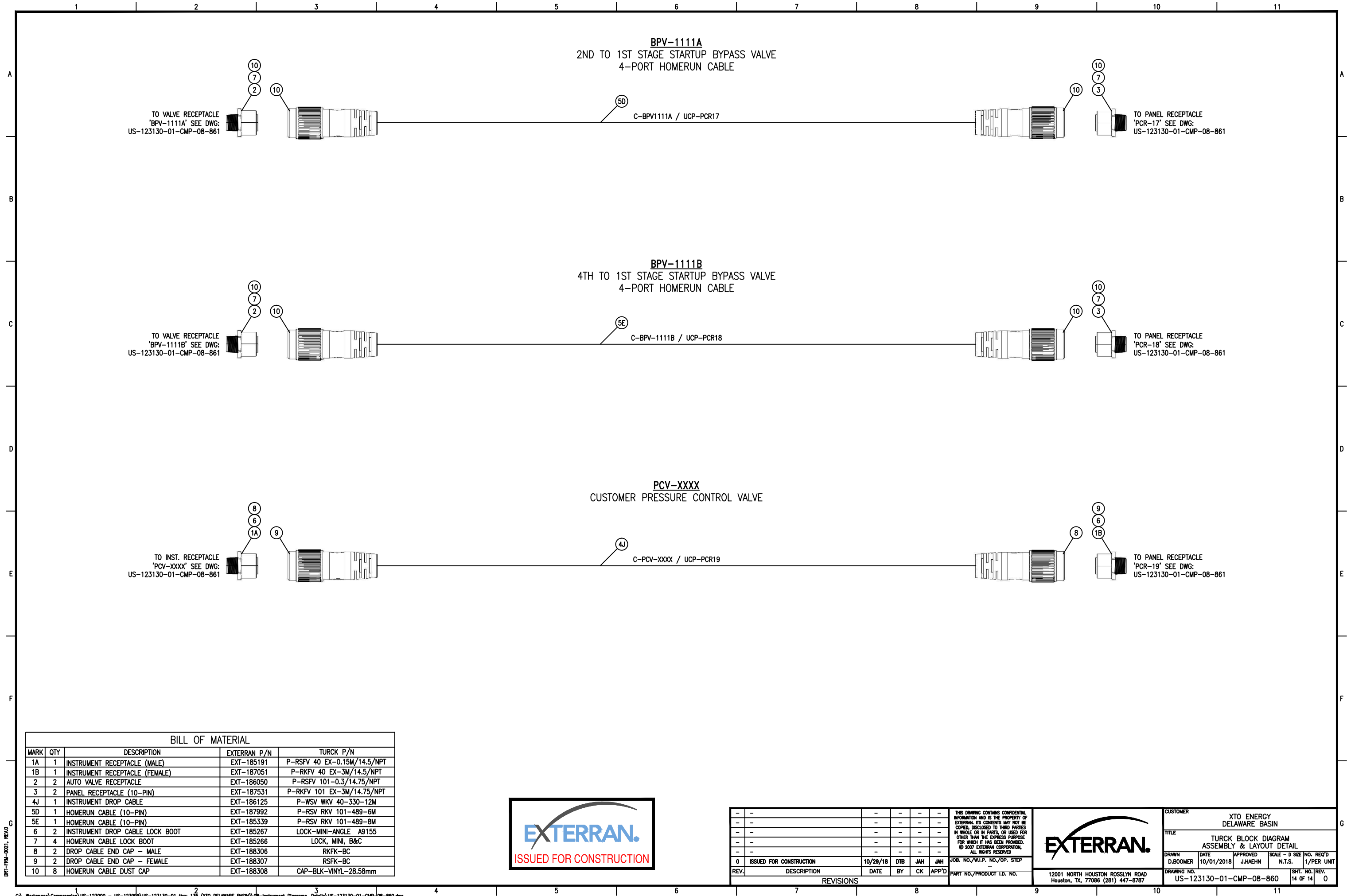


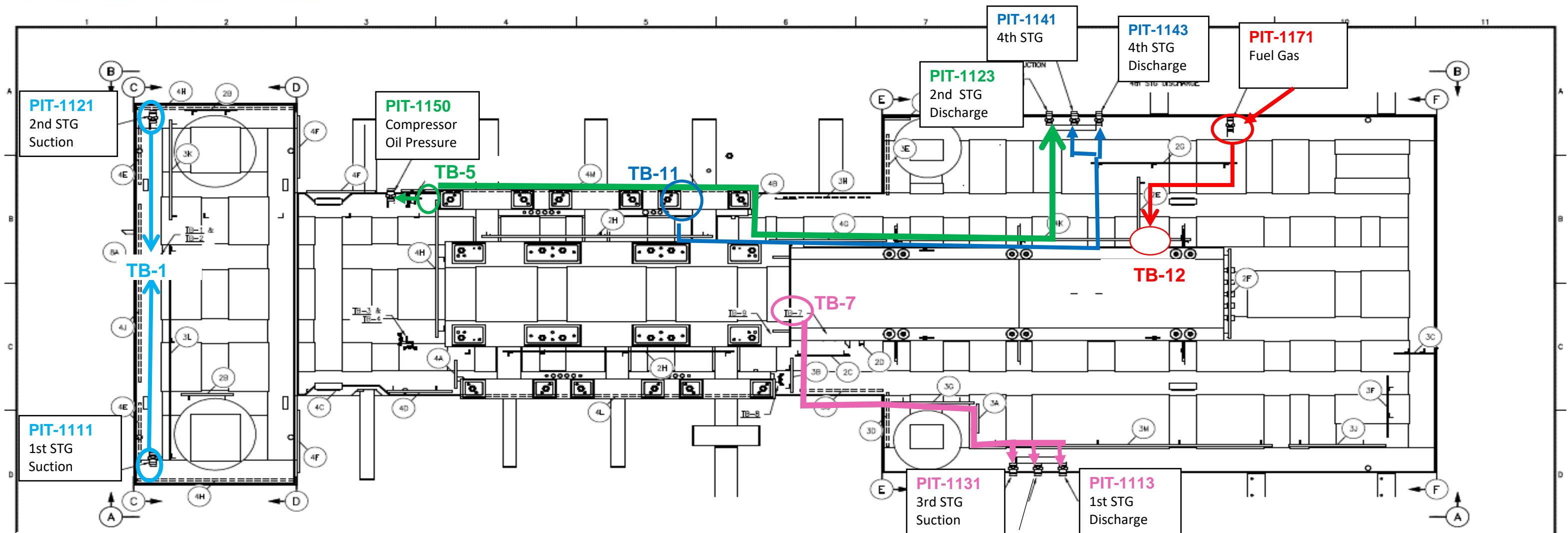
| BILL OF MATERIAL | | | | |
|------------------|-----|---------------------------------------|--------------|----------------------------|
| MARK | QTY | DESCRIPTION | EXTERRAN P/N | TURCK P/N |
| 1A | 10 | INSTRUMENT RECEPTACLE (MALE) | EXT-185191 | P-RSFV 40 EX-.15M/14.5/NPT |
| 1B | 2 | INSTRUMENT RECEPTACLE (FEMALE) | EXT-187631 | P-RKFV 40 EX-.5M/14.5/NPT |
| 2 | 1 | TURCK BRICK (8-PORT) | EXT-185194 | P-8 RKFV 40-RSFV190 |
| 3 | 1 | PANEL RECEPTACLE (19-PIN) | EXT-187532 | P-RKFV 190-3M/14.5/NPT |
| 4A | XX | INSTRUMENT DROP CABLE | EXT-185307 | P-WSV WKV 40-330-1M |
| 4B | XX | INSTRUMENT DROP CABLE | EXT-188304 | P-WSV WKV 40-330-2M |
| 4C | XX | INSTRUMENT DROP CABLE | EXT-185309 | P-WSV WKV 40-330-3M |
| 4D | XX | INSTRUMENT DROP CABLE | EXT-187987 | P-WSV WKV 40-330-4M |
| 4E | XX | INSTRUMENT DROP CABLE | EXT-185310 | P-WSV WKV 40-330-5M |
| 4F | XX | INSTRUMENT DROP CABLE | EXT-188501 | P-WSV WKV 40-330-6M |
| 4G | 1 | INSTRUMENT DROP CABLE | EXT-185312 | P-WSV WKV 40-330-8M |
| 4H | 1 | INSTRUMENT DROP CABLE | EXT-185315 | P-WSV WKV 40-330-10M |
| 4J | 4 | INSTRUMENT DROP CABLE | EXT-186125 | P-WSV WKV 40-330-12M |
| 4K | XX | INSTRUMENT DROP CABLE | EXT-188660 | P-WSV WKV 40-330-13M |
| 4L | XX | INSTRUMENT DROP CABLE | EXT-186129 | P-WSV WKV 40-330-15M |
| 4M | 1 | INSTRUMENT DROP CABLE | EXT-186131 | P-WSV WKV 40-330-20M |
| 4N | 1 | INSTRUMENT DROP CABLE | EXT-188502 | P-WSV WKV 40-330-22M |
| 4P | 1 | INSTRUMENT DROP CABLE | EXT-188503 | P-WSV WKV 40-330-25M |
| 4Q | XX | INSTRUMENT DROP CABLE | EXT-186822 | P-WSV WKV 40-330-28M |
| 4R | 1 | INSTRUMENT DROP CABLE | EXT-186823 | P-WSV WKV 40-330-32M |
| 5A | XX | HOMERUN CABLE (19-PIN) | EXT-185228 | P-RSV RKV 190-1484XL-4M |
| 5B | XX | HOMERUN CABLE (19-PIN) | EXT-188312 | P-RSV RKV 190-1484XL-6M |
| 5C | 1 | HOMERUN CABLE (19-PIN) | EXT-185230 | P-RSV RKV 190-1484XL-8M |
| 5D | 1 | HOMERUN CABLE (19-PIN) | EXT-186137 | P-RSV RKV 190-1484XL-10M |
| 5E | XX | HOMERUN CABLE (19-PIN) | EXT-186138 | P-RSV RKV 190-1484XL-12M |
| 5F | XX | HOMERUN CABLE (19-PIN) | EXT-185231 | P-RSV RKV 190-1484XL-14M |
| 5G | XX | HOMERUN CABLE (19-PIN) | EXT-186139 | P-RSV RKV 190-1484XL-15M |
| 5H | XX | HOMERUN CABLE (19-PIN) | EXT-187907 | P-RSV RKV 190-1484XL-16M |
| 5J | XX | HOMERUN CABLE (19-PIN) | EXT-187908 | P-RSV RKV 190-1484XL-18M |
| 5K | 1 | HOMERUN CABLE (19-PIN) | EXT-186824 | P-RSV RKV 190-1484XL-20M |
| 6 | 20 | INSTRUMENT DROP CABLE LOCK BOOT (90°) | EXT-185267 | LOCK-MINI-ANGLE |
| 7 | 4 | HOMERUN CABLE LOCK BOOT | EXT-185266 | LOCK-FAST |
| 8 | XX | DROP CABLE END CAP - MALE | EXT-188306 | RKFV-BC |
| 9 | XX | DROP CABLE END CAP - FEMALE | EXT-188307 | RSFV-BC |
| 10 | 6 | HOMERUN CABLE DUST CAP | EXT-188308 | CAP-BLK-VINYL-28.58mm |



| | | | | | | | | | | | | | | | | | | | | | | |
|-----------|-------------------------|----------|-----|-----|-------|---|---|---|-----------|------|------------|----------|----------|----------------|--------|-------------------------|---------------|--|--|----------|--|---|
| - | - | - | - | - | - | THIS DRAWING CONTAINS CONFIDENTIAL INFORMATION AND IS THE PROPERTY OF EX TERRAN. ITS CONTENTS MAY NOT BE COPIED, DISCLOSED TO THIRD PARTIES IN WHOLE OR IN PARTS, OR USED FOR OTHER THAN THE EXPRESS PURPOSE FOR WHICH IT HAS BEEN PROVIDED. © 2007 EX TERRAN CORPORATION. ALL RIGHTS RESERVED. |  | CUSTOMER | | | | | | | | | | | | | | |
| - | - | - | - | - | - | | | XTO ENERGY DELAWARE BASIN | | | | | | | | | | | | | | |
| - | - | - | - | - | - | | | TITLE | | | | | | | | | | | | | | |
| - | - | - | - | - | - | | | TURCK BLOCK DIAGRAM ASSEMBLY & LAYOUT DETAIL | | | | | | | | | | | | | | |
| - | - | - | - | - | - | | | DRAWN | | | | | | | | | | | | | | |
| - | - | - | - | - | - | | | DATE | | | | | | | | | | | | | | |
| 0 | ISSUED FOR CONSTRUCTION | 10/29/18 | DTB | JAH | JAH | JOB. NO./W.L.P. NO./OP. STEP | - | DRAWN | D. BOOMER | DATE | 10/01/2018 | APPROVED | J. HAEHN | SCALE - D SIZE | N.T.S. | NO. REQ'D | 1/PER UNIT | | | | | |
| REV. | DESCRIPTION | DATE | BY | CK | APP'D | PART NO./PRODUCT I.D. NO. | - | DRAWING NO. | | | | | | | | | SHT. NO. REV. | | | | | |
| REVISIONS | | | | | | | 12001 NORTH HOUSTON ROSSLYN ROAD Houston, TX, 77066 (281) 447-8787 | | | | | | | | | US-123130-01-CMP-08-860 | | | | 12 OF 14 | | 0 |





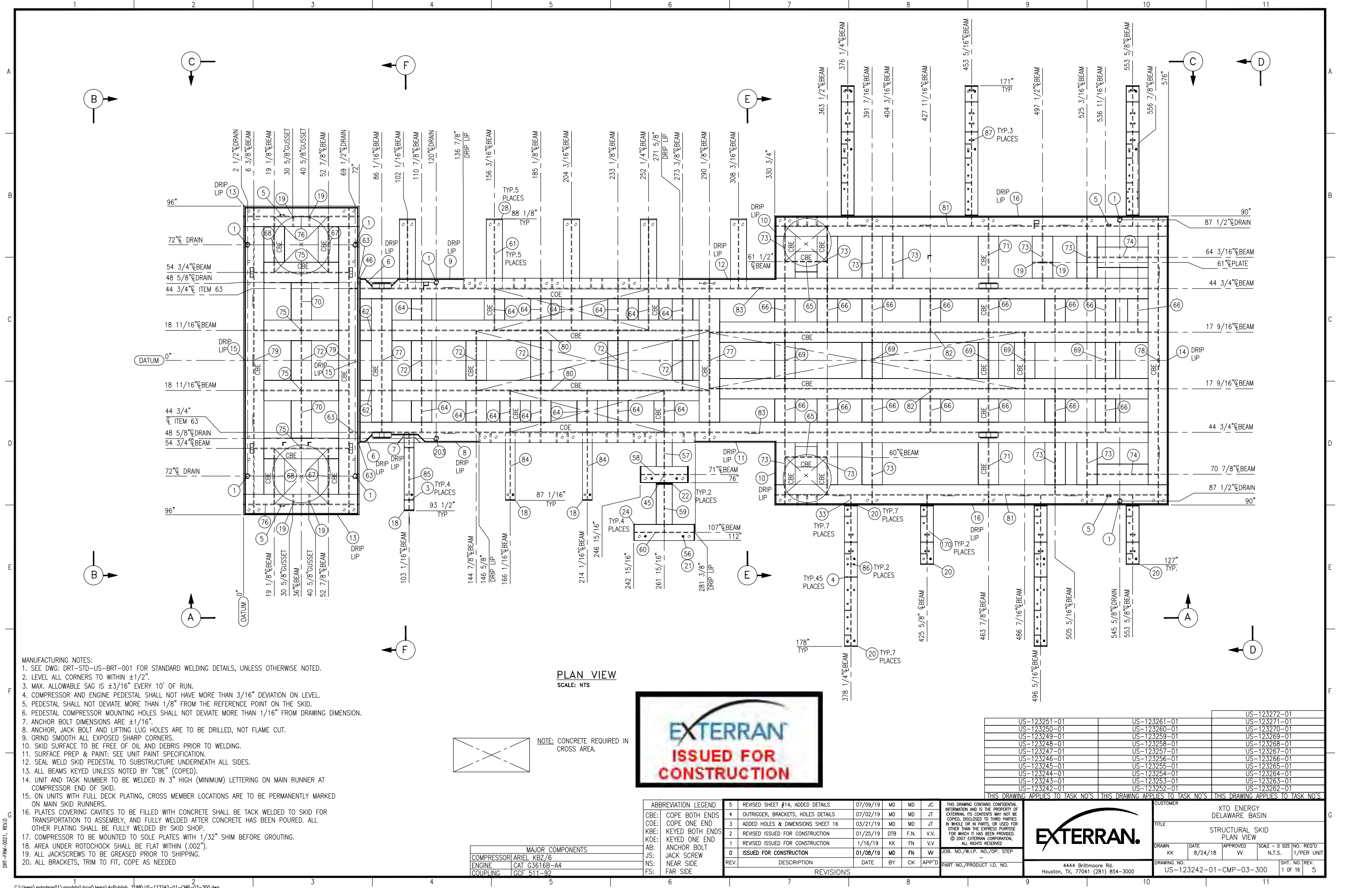


| Drawing Mark | Exterran Part Number | Supplier Part Number | Description | Location | Quantity |
|--------------|----------------------|-------------------------|----------------------------------|--|----------|
| PIT-1111 | EXT-188972 | 3051TG3A2B21AS1B4E5Q4M5 | TRANSMITTER,PRESSURE | 1 st stage suction pressure | 1 |
| PIT-1111 | EXT-188975 | 1199WDB20AFFWG2DA00 | SEAL,DIAPHRAGM,WELDED-REPAIRABLE | 1 st stage suction pressure | 1 |
| PIT-1121 | EXT-188972 | 3051TG3A2B21AS1B4E5Q4M5 | TRANSMITTER,PRESSURE | 2 nd stage suction pressure | 1 |
| PIT-1121 | EXT-188976 | 1199WDB10AFFWG2DA00 | SEAL,DIAPHRAGM,WELDED-REPAIRABLE | 2 nd stage suction pressure | 1 |
| PIT-1150 | EXT-188974 | 3051TG3A2B21AB4E5M5Q4S5 | TRANSMITTER,PRESSURE | Compressor Oil Pressure | 1 |
| PIT-1123 | EXT-188972 | 3051TG3A2B21AS1B4E5Q4M5 | TRANSMITTER,PRESSURE | 2 nd stage discharge pressure | 1 |
| PIT-1123 | EXT-188976 | 1199WDB10AFFWG2DA00 | SEAL,DIAPHRAGM,WELDED-REPAIRABLE | 2 nd stage discharge pressure | 1 |
| PIT-1141 | EXT-188973 | 3051TG4A2B21AS1B4E5Q4M5 | TRANSMITTER,PRESSURE | 4 th stage suction pressure | 1 |
| PIT-1141 | EXT-188978 | 1199WDB10AFFWG4DA00 | SEAL,DIAPHRAGM,WELDED-REPAIRABLE | 4 th stage suction pressure | 1 |
| PIT-1143 | EXT-188973 | 3051TG4A2B21AS1B4E5Q4M5 | TRANSMITTER,PRESSURE | 4 th stage discharge pressure | 1 |
| PIT-1143 | EXT-188979 | 1199WDB10AFFWG5DA00 | SEAL,DIAPHRAGM,WELDED-REPAIRABLE | 4 th stage discharge pressure | 1 |
| PIT-1171 | EXT-188972 | 3051TG3A2B21AS1B4E5Q4M5 | TRANSMITTER,PRESSURE | Fuel Pressure | 1 |
| PIT-1171 | EXT-188980 | 1199WDB15AFFWG1DA00 | SEAL,DIAPHRAGM,WELDED-REPAIRABLE | Fuel Pressure | 1 |
| PIT-1113 | EXT-188972 | 3051TG3A2B21AS1B4E5Q4M5 | TRANSMITTER,PRESSURE | 1 st stage discharge pressure | 1 |
| PIT-1113 | EXT-188976 | 1199WDB10AFFWG2DA00 | SEAL,DIAPHRAGM,WELDED-REPAIRABLE | 1 st stage discharge pressure | 1 |
| PIT-1131 | EXT-188972 | 3051TG3A2B21AS1B4E5Q4M5 | TRANSMITTER,PRESSURE | 3 rd stage suction pressure | 1 |
| PIT-1131 | EXT-188976 | 1199WDB10AFFWG2DA00 | SEAL,DIAPHRAGM,WELDED-REPAIRABLE | 3 rd stage suction pressure | 1 |
| PIT-1133 | EXT-188973 | 3051TG4A2B21AS1B4E5Q4M5 | TRANSMITTER,PRESSURE | 3 rd stage discharge pressure | 1 |
| PIT-1133 | EXT-188977 | 1199WDB05AFFWG4DA00 | SEAL,DIAPHRAGM,WELDED-REPAIRABLE | 3 rd stage discharge pressure | 1 |

| TURCK CABLES | | | | | |
|--------------|-----------|-----------------------------|-----------------------|-----|-----------------|
| PT # | P&ID Mark | Turck P/N | Description | QTY | Exterran part # |
| PT-1111 | 4D | P-WSV WKV 40-330-4M | INSTRUMENT DROP CABLE | 1 | EXT-187987 |
| PT-1121 | 4C | P-WSV WKV 40-330-3M | INSTRUMENT DROP CABLE | 1 | EXT-185309 |
| PT-1150 | 4C | P-WSV WKV 40-330-3M | INSTRUMENT DROP CABLE | 1 | EXT-185309 |
| PT-1123 | 4K | P-WSV WKV 40-330-13M | INSTRUMENT DROP CABLE | 1 | EXT-188660 |
| PT-1141 | 4H | P-WSV WKV 40-330-10M | INSTRUMENT DROP CABLE | 1 | EXT-185315 |
| PT-1143 | 4H | P-WSV WKV 40-330-10M | INSTRUMENT DROP CABLE | 1 | EXT-185315 |
| PT-1171 | 4E | P-WSV WKV 40-330-5M | INSTRUMENT DROP CABLE | 1 | EXT-185310 |
| PT-1113 | 4G | P-WSV WKV 40-330-8M | INSTRUMENT DROP CABLE | 1 | EXT-185312 |
| PT-1133 | 4F | P-WSV WKV 40-330-6M | INSTRUMENT DROP CABLE | 1 | EXT-188501 |
| PT-1131 | 4F | P-WSV WKV 40-330-6M | INSTRUMENT DROP CABLE | 1 | EXT-188501 |
| 1 per PT | 1 | P-RSFV 40 EX-0.15M/14.5/NPT | INSTRUMENT RECEPTACLE | 10 | EXT-185191 |



Skid



- MANUFACTURING NOTES:
- SEE DWG: DRT-STD-US-BRT-001 FOR STANDARD WELDING DETAILS, UNLESS OTHERWISE NOTED.
 - LEVEL ALL CORNERS TO WITHIN $\pm 1/2"$.
 - MAX. ALLOWABLE SAG IS $\pm 3/16"$ EVERY 10' OF RUN.
 - COMPRESSOR AND ENGINE PEDESTAL SHALL NOT HAVE MORE THAN $3/16"$ DEVIATION ON LEVEL.
 - PEDESTAL SHALL NOT DEVIATE MORE THAN $1/8"$ FROM THE REFERENCE POINT ON THE SKID.
 - PEDESTAL COMPRESSOR MOUNTING HOLES SHALL NOT DEVIATE MORE THAN $1/16"$ FROM DRAWING DIMENSION.
 - ANCHOR BOLT DIMENSIONS ARE $\pm 1/16"$.
 - ANCHOR, JACK BOLT AND LIFTING LUG HOLES ARE TO BE DRILLED, NOT FLAME CUT.
 - GRIND SMOOTH ALL EXPOSED SHARP CORNERS.
 - SKID SURFACE TO BE FREE OF OIL AND DEBRIS PRIOR TO WELDING.
 - SURFACE PREP & PAINT: SEE UNIT PAINT SPECIFICATION.
 - SEAL WELD SKID PEDESTAL TO SUBSTRUCTURE UNDERNEATH ALL SIDES.
 - ALL BEAMS KEYED UNLESS NOTED BY "CBE" (COPED).
 - UNIT AND TASK NUMBER TO BE WELDED IN 3" HIGH (MINIMUM) LETTERING ON MAIN RUNNER AT COMPRESSOR END OF SKID.
 - ON UNITS WITH FULL DECK PLATING, CROSS MEMBER LOCATIONS ARE TO BE PERMANENTLY MARKED ON MAIN SKID RUNNERS.
 - PLATES COVERING CAVITIES TO BE FILLED WITH CONCRETE SHALL BE TACK WELDED TO SKID FOR TRANSPORTATION TO ASSEMBLY, AND FULLY WELDED AFTER CONCRETE HAS BEEN POURED. ALL OTHER PLATING SHALL BE FULLY WELDED BY SKID SHOP.
 - COMPRESSOR TO BE MOUNTED TO SOLE PLATES WITH $1/32"$ SHIM BEFORE GROUTING.
 - AREA UNDER ROTOCHOCK SHALL BE FLAT WITHIN $(.002")$.
 - ALL JACKSCREWS TO BE GREASED PRIOR TO SHIPPING.
 - ALL BRACKETS, TRIM TO FIT, COPE AS NEEDED

NOTE: CONCRETE REQUIRED IN CROSS AREA.



| ABBREVIATION LEGEND | | | | |
|---------------------|-----------------|--|--|--|
| CBE: | COPE BOTH ENDS | | | |
| COE: | COPE ONE END | | | |
| KBE: | KEYED BOTH ENDS | | | |
| KOE: | KEYED ONE END | | | |
| AB: | ANCHOR BOLT | | | |
| JS: | JACK SCREW | | | |
| NS: | NEAR SIDE | | | |
| FS: | FAR SIDE | | | |

| MAJOR COMPONENTS | |
|------------------|---------------|
| COMPRESSOR | ARIEL KBZ/6 |
| ENGINE | CAT G3616B-A4 |
| COUPLING | GCF 511-92 |

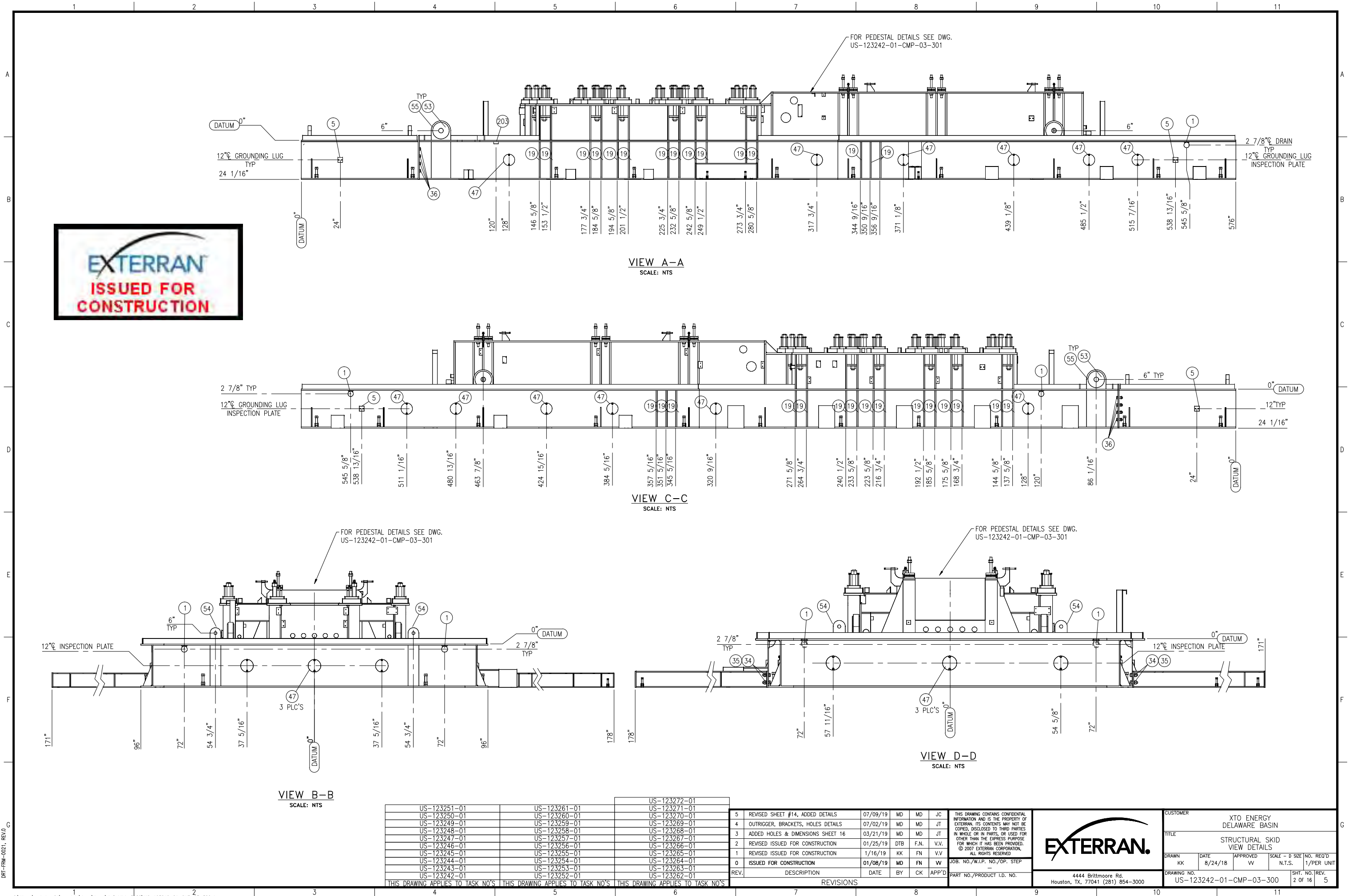
| REVISIONS | | | | |
|-----------|------------------------------------|----------|-----|------|
| REV. | DESCRIPTION | DATE | BY | CHK |
| 5 | REVISED SHEET #14, ADDED DETAILS | 07/09/19 | MD | MD |
| 4 | OUTRIGGER, BRACKETS, HOLES DETAILS | 07/02/19 | MD | MD |
| 3 | ADDED HOLES & DIMENSIONS SHEET 16 | 03/21/19 | MD | MD |
| 2 | REVISED ISSUED FOR CONSTRUCTION | 01/25/19 | DTB | F.N. |
| 1 | REVISED ISSUED FOR CONSTRUCTION | 1/16/19 | KK | FN |
| 0 | ISSUED FOR CONSTRUCTION | 01/08/19 | MD | FN |

| | | | | |
|--|--|--|--|--|
| THIS DRAWING CONTAINS CONFIDENTIAL INFORMATION AND IS THE PROPERTY OF EX TERRAN. ITS CONTENTS MAY NOT BE COPIED, REPRODUCED, OR USED FOR OTHER THAN THE EXPRESS PURPOSE FOR WHICH IT HAS BEEN PROVIDED. © 2007 EX TERRAN CORPORATION. ALL RIGHTS RESERVED. | | | | |
| JOB. NO./W.I.P. NO./OP. STEP | | | | |
| PART NO./PRODUCT I.D. NO. | | | | |



| CUSTOMER | | | | |
|---------------------------|-------------------------|----------|--------|------------|
| XTO ENERGY DELAWARE BASIN | | | | |
| STRUCTURAL SKID PLAN VIEW | | | | |
| DRAWN | DATE | APPROVED | SCALE | NO. REQ'D |
| KK | 8/24/18 | VV | N.T.S. | 1/PER UNIT |
| DRAWING NO. | US-123242-01-CMP-03-300 | | | |
| SHT. NO./REV. | 1 OF 16 5 | | | |

| | | |
|--------------|--------------|--------------|
| US-123251-01 | US-123261-01 | US-123272-01 |
| US-123250-01 | US-123260-01 | US-123271-01 |
| US-123249-01 | US-123259-01 | US-123269-01 |
| US-123248-01 | US-123258-01 | US-123268-01 |
| US-123247-01 | US-123257-01 | US-123267-01 |
| US-123246-01 | US-123256-01 | US-123266-01 |
| US-123245-01 | US-123255-01 | US-123265-01 |
| US-123244-01 | US-123254-01 | US-123264-01 |
| US-123243-01 | US-123253-01 | US-123263-01 |
| US-123242-01 | US-123252-01 | US-123262-01 |



DRT-FRM-0021, REV.0

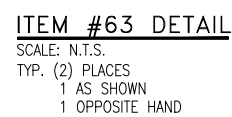
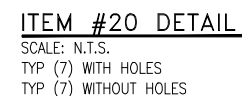

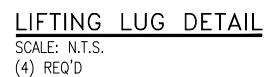
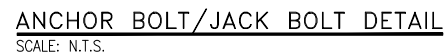
| | | |
|-----------------------------------|--------------|--------------|
| US-123251-01 | US-123261-01 | US-123272-01 |
| US-123250-01 | US-123260-01 | US-123271-01 |
| US-123249-01 | US-123259-01 | US-123270-01 |
| US-123248-01 | US-123258-01 | US-123269-01 |
| US-123247-01 | US-123257-01 | US-123268-01 |
| US-123246-01 | US-123256-01 | US-123267-01 |
| US-123245-01 | US-123255-01 | US-123266-01 |
| US-123244-01 | US-123254-01 | US-123265-01 |
| US-123243-01 | US-123253-01 | US-123264-01 |
| US-123242-01 | US-123252-01 | US-123263-01 |
| US-123241-01 | US-123251-01 | US-123262-01 |
| THIS DRAWING APPLIES TO TASK NO'S | | |

| REV. | DESCRIPTION | DATE | BY | CK | APP'D |
|------|------------------------------------|----------|-----|------|-------|
| 5 | REVISED SHEET #14, ADDED DETAILS | 07/09/19 | MD | MD | JC |
| 4 | OUTRIGGER, BRACKETS, HOLES DETAILS | 07/02/19 | MD | MD | JT |
| 3 | ADDED HOLES & DIMENSIONS SHEET 16 | 03/21/19 | MD | MD | JT |
| 2 | REVISED ISSUED FOR CONSTRUCTION | 01/25/19 | DTB | F.N. | V.V. |
| 1 | REVISED ISSUED FOR CONSTRUCTION | 1/16/19 | KK | FN | V.V. |
| 0 | ISSUED FOR CONSTRUCTION | 01/08/19 | MD | FN | W |

| |
|---|
| THIS DRAWING CONTAINS CONFIDENTIAL INFORMATION AND IS THE PROPERTY OF EX TERRAN. ITS CONTENTS MAY NOT BE COPIED, DISCLOSED TO THIRD PARTIES IN WHOLE OR IN PARTS, OR USED FOR OTHER THAN THE EXPRESS PURPOSE FOR WHICH IT HAS BEEN PROVIDED. © 2007 EX TERRAN CORPORATION. ALL RIGHTS RESERVED. |
| JOB. NO./W.I.P. NO./OP. STEP |
| PART NO./PRODUCT I.D. NO. |

4444 Brittmore Rd.
Houston, TX, 77041 (281) 854-3000

| | | | |
|--|---------------------|---------------------------------|--------------------------|
| CUSTOMER | | XTO ENERGY DELAWARE BASIN | |
| TITLE | | STRUCTURAL SKID VIEW DETAILS | |
| DRAWN KK | DATE 8/24/18 | APPROVED VW | SCALE - D SIZE N.T.S. |
| DRAWING NO. US-123242-01-CMP-03-300 | SHT. NO. 2 OF 16 | REV. 5 | NO. REQ'D 1/PER UNIT |



THIS DRAWING APPLIES TO TASK NO'S

| | | | | | |
|-----------|------------------------------------|----------|-----|------|-------|
| 5 | REVISED SHEET #14, ADDED DETAILS | 07/09/19 | MD | MD | JC |
| 4 | OUTRIGGER, BRACKETS, HOLES DETAILS | 07/02/19 | MD | MD | JT |
| 3 | ADDED HOLES & DIMENSIONS SHEET 16 | 03/21/19 | MD | MD | JT |
| 2 | REVISED ISSUED FOR CONSTRUCTION | 01/25/19 | DTB | F.N. | V.V. |
| 1 | REVISED ISSUED FOR CONSTRUCTION | 1/16/19 | KK | FN | V.V. |
| 0 | ISSUED FOR CONSTRUCTION | 01/08/19 | MD | FN | V.V. |
| REV. | DESCRIPTION | DATE | BY | CK | APP'D |
| REVISIONS | | | | | |

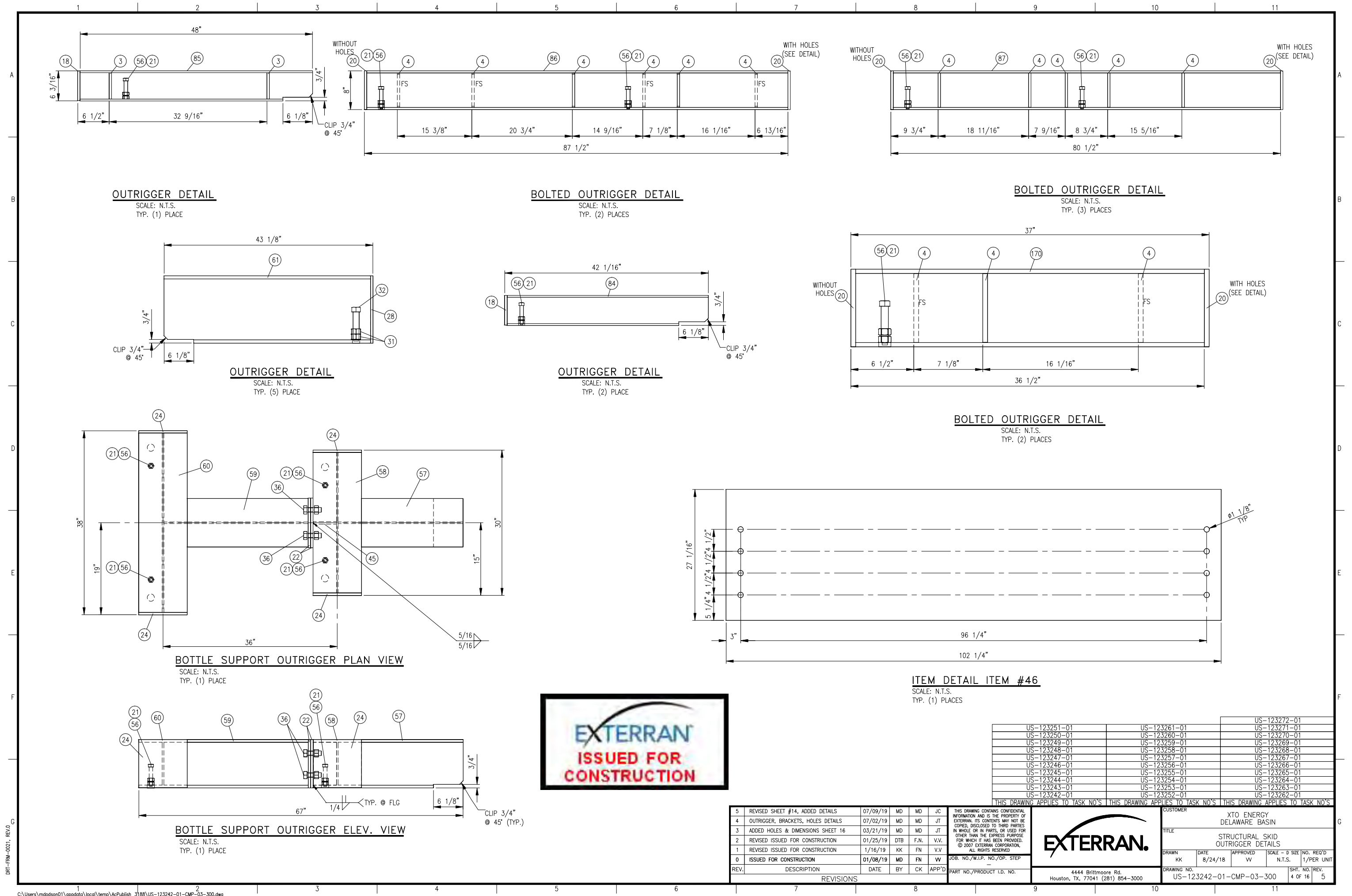
THIS DRAWING CONTAINS CONFIDENTIAL
INFORMATION AND IS THE PROPERTY OF
EXTERIAN. ITS CONTENTS MAY NOT BE
COPIED, DISCLOSED TO THIRD PARTIES
IN WHOLE OR IN PARTS, OR USED FOR
OTHER THAN THE EXPRESS PURPOSE
FOR WHICH IT HAS BEEN PROVIDED.
© 2007 EXTERIAN CORPORATION,
ALL RIGHTS RESERVED

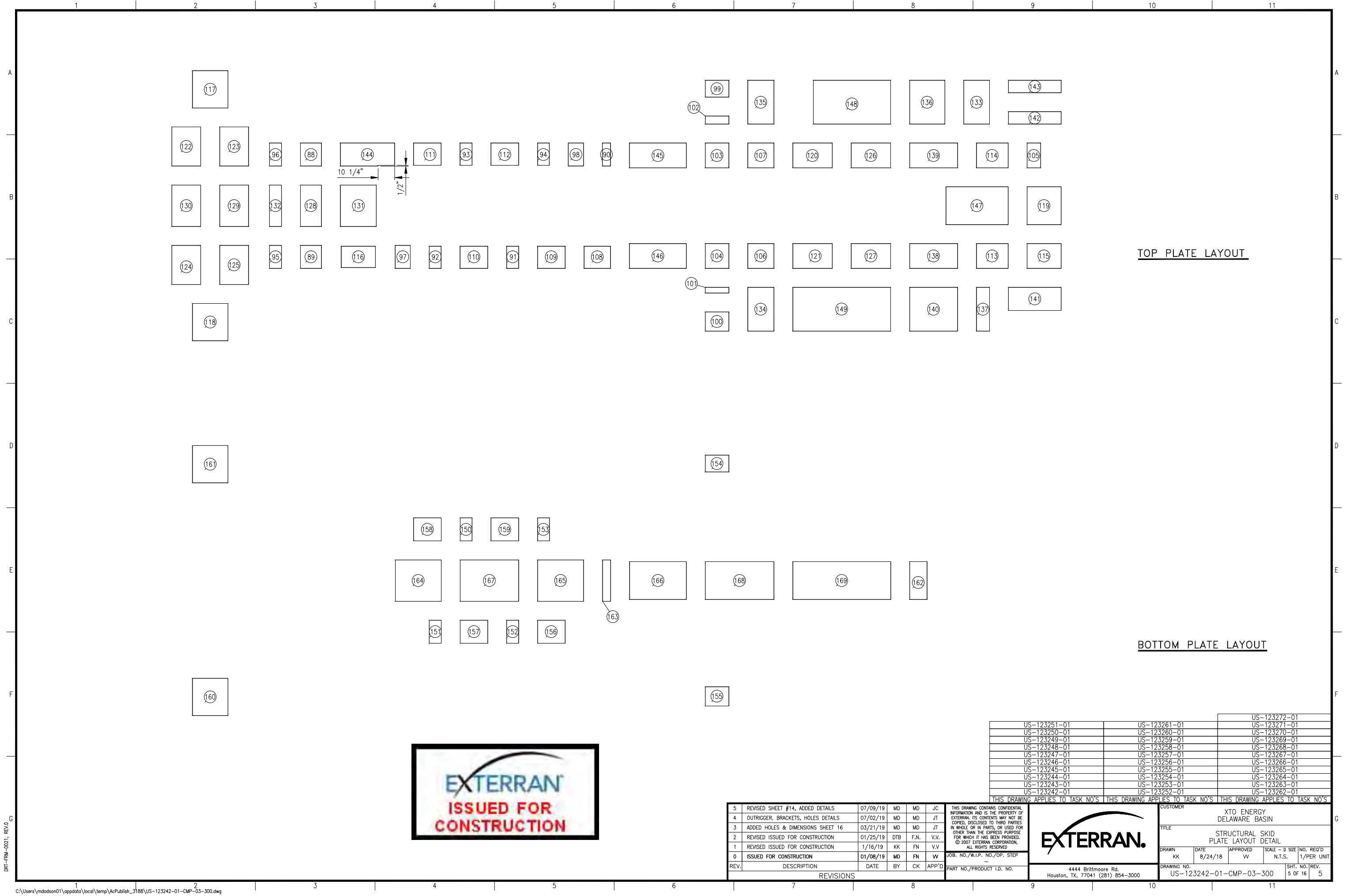
JOB. NO./W.I.P. NO./OP. STEP
—
PART NO./PRODUCT I.D. NO.



4444 Brittmoore Rd.
Houston, TX, 77041 (281) 854-3000

| | | | | | |
|--|-----------------|---------------------------------|----------------------------|-----------------------|--|
| CUSTOMER | | XTO ENERGY DELAWARE BASIN | | | |
| TITLE | | STRUCTURAL SKID VIEW DETAILS | | | |
| DRAWN KK | DATE 8/24/18 | APPROVED WV | SCALE - D SIZE N.T.S. | NO. REQ'D 1/PER UN | |
| DRAWING NO. US-123242-01-CMP-03-300 | | | SHT. NO. REV. 3 OF 16 5 | | |





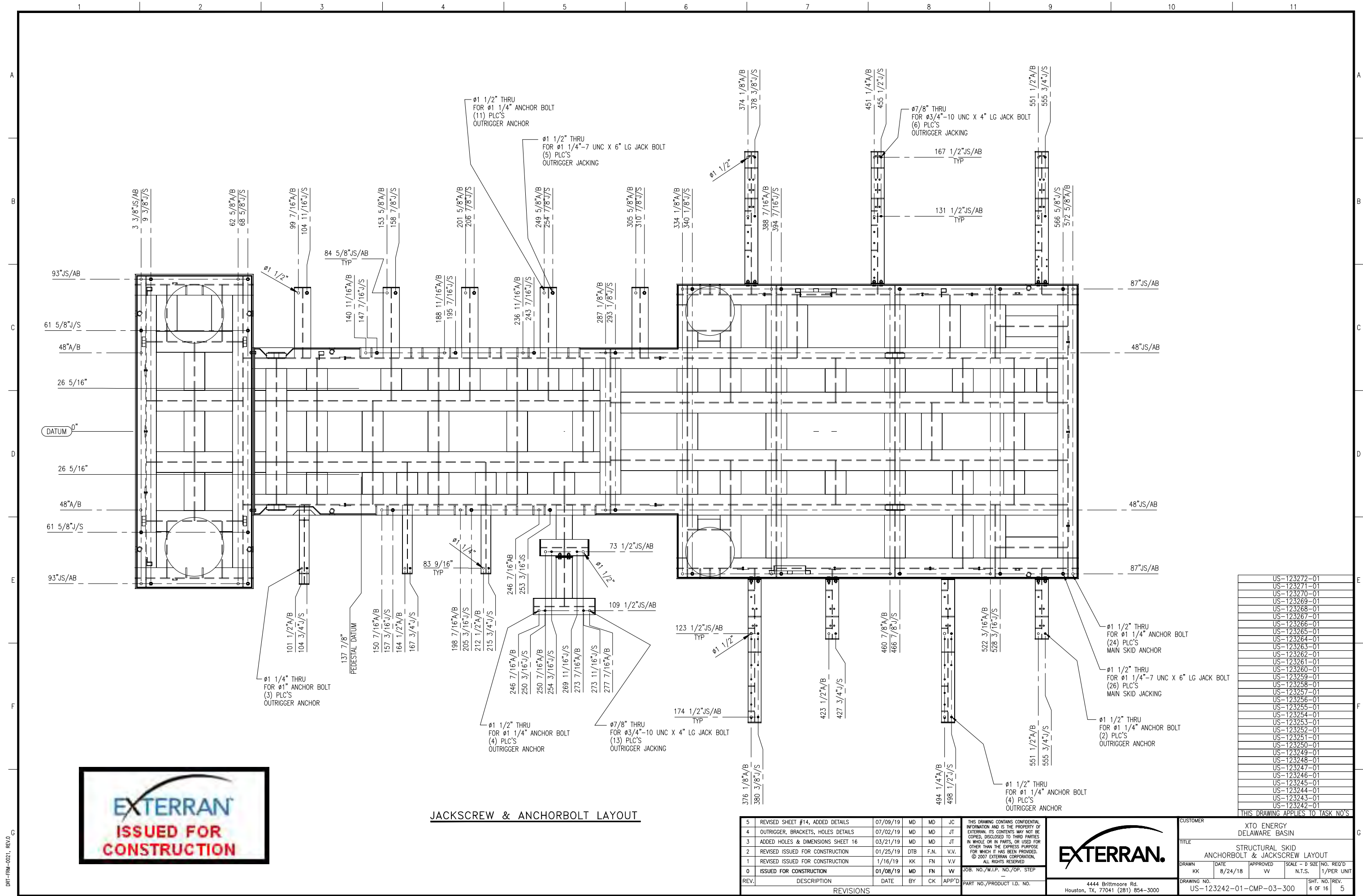
| REV. | DESCRIPTION | DATE | BY | CK | APP'D |
|------|------------------------------------|----------|-----|------|-------|
| 5 | REVISED SHEET #14, ADDED DETAILS | 07/09/19 | MD | MD | JC |
| 4 | OUTRIGGER, BRACKETS, HOLES DETAILS | 07/02/19 | MD | MD | JT |
| 3 | ADDED HOLES & DIMENSIONS SHEET 16 | 03/21/19 | MD | MD | JT |
| 2 | REVISED ISSUED FOR CONSTRUCTION | 01/25/19 | DTB | F.N. | V.V. |
| 1 | REVISED ISSUED FOR CONSTRUCTION | 1/16/19 | KK | FN | V.V. |
| 0 | ISSUED FOR CONSTRUCTION | 01/08/19 | MD | FN | W |

| | |
|---|--|
| THIS DRAWING CONTAINS CONFIDENTIAL INFORMATION AND IS THE PROPERTY OF EX TERRAN. ITS CONTENTS MAY NOT BE COPIED, DISCLOSED TO THIRD PARTIES IN WHOLE OR IN PARTS, OR USED FOR OTHER THAN THE EXPRESS PURPOSE FOR WHICH IT HAS BEEN PROVIDED. © 2007 EX TERRAN CORPORATION. ALL RIGHTS RESERVED. | |
| JOB. NO./W.I.P. NO./OP. STEP | |
| PART NO./PRODUCT I.D. NO. | |

4444 Brittmoores Rd.
Houston, TX, 77041 (281) 854-3000

| | | | | |
|--|---------|----------|----------------|------------|
| CUSTOMER | | | | |
| XTO ENERGY DELAWARE BASIN | | | | |
| TITLE | | | | |
| STRUCTURAL SKID PLATE LAYOUT DETAIL | | | | |
| DRAWN | DATE | APPROVED | SCALE - D SIZE | NO. REQ'D |
| KK | 8/24/18 | VV | N.T.S. | 1/PER UNIT |
| DRAWING NO. | | | SHT. NO. | REV. |
| US-123242-01-CMP-03-300 | | | 5 OF 16 | 5 |

| | | |
|-----------------------------------|--------------|-----------------------------------|
| US-123251-01 | US-123261-01 | US-123272-01 |
| US-123250-01 | US-123260-01 | US-123271-01 |
| US-123249-01 | US-123259-01 | US-123270-01 |
| US-123248-01 | US-123258-01 | US-123269-01 |
| US-123247-01 | US-123257-01 | US-123268-01 |
| US-123246-01 | US-123256-01 | US-123267-01 |
| US-123245-01 | US-123255-01 | US-123266-01 |
| US-123244-01 | US-123254-01 | US-123265-01 |
| US-123243-01 | US-123253-01 | US-123264-01 |
| US-123242-01 | US-123252-01 | US-123263-01 |
| THIS DRAWING APPLIES TO TASK NO'S | | THIS DRAWING APPLIES TO TASK NO'S |
| THIS DRAWING APPLIES TO TASK NO'S | | THIS DRAWING APPLIES TO TASK NO'S |



JACKSCREW & ANCHORBOLT LAYOUT



| REV. | DESCRIPTION | DATE | BY | CK | APP'D |
|------|------------------------------------|----------|-----|------|-------|
| 5 | REVISED SHEET #14, ADDED DETAILS | 07/09/19 | MD | MD | JC |
| 4 | OUTRIGGER, BRACKETS, HOLES DETAILS | 07/02/19 | MD | MD | JT |
| 3 | ADDED HOLES & DIMENSIONS SHEET 16 | 03/21/19 | MD | MD | JT |
| 2 | REVISED ISSUED FOR CONSTRUCTION | 01/25/19 | DTB | F.N. | V.V. |
| 1 | REVISED ISSUED FOR CONSTRUCTION | 1/16/19 | KK | FN | V.V. |
| 0 | ISSUED FOR CONSTRUCTION | 01/08/19 | MD | FN | W |

| JOB. NO./W.I.P. | NO./OP. | STEP |
|---------------------------|---------|------|
| PART NO./PRODUCT I.D. NO. | | |

THIS DRAWING CONTAINS CONFIDENTIAL INFORMATION AND IS THE PROPERTY OF XTERRAN. ITS CONTENTS MAY NOT BE COPIED, DISCLOSED TO THIRD PARTIES IN WHOLE OR IN PARTS, OR USED FOR OTHER THAN THE EXPRESS PURPOSE FOR WHICH IT HAS BEEN PROVIDED. © 2007 XTERRAN CORPORATION. ALL RIGHTS RESERVED.

XTERRAN.

4444 Brittmoores Rd.
Houston, TX, 77041 (281) 854-3000

| CUSTOMER | | | |
|--|---------|-----------|----------------|
| XTO ENERGY DELAWARE BASIN | | | |
| TITLE | | | |
| STRUCTURAL SKID ANCHORBOLT & JACKSCREW LAYOUT | | | |
| DRAWN | DATE | APPROVED | SCALE - D SIZE |
| KK | 8/24/18 | VV | N.T.S. |
| SHT. NO. | | REV. | |
| US-123242-01-CMP-03-300 | | 6 OF 16 5 | |

1

2

3

4

5

6

7

8

9

10

11

MARK

QTY

DESCRIPTION

LENGTH

MATERIAL

WEIGHT

1

7

2" 90° THRD ELL 3000#

SA-105

43.52

2

1

CONCRETE 145 LBS. PER CU. FT. 9.9 CU. YDS. REQUIRED

1

CONCRETE

38526.90

3

4

FB2 3/4x1/2 (SEE DETAIL)

5 1/2

ASTM A-36

8.50

4

45

FB3 3/4x1/2 (SEE DETAIL)

7 1/8

ASTM A-36

166.9

5

4

FB3x1 (SEE DETAIL)

3

ASTM A-36

10.22

6

2

FB3x3/8

8 7/16

ASTM A-36

5.88

7

1

FB3x3/8

16 1/2

ASTM A-36

5.27

8

1

FB3x3/8

40 1/4

ASTM A-36

12.72

9

1

FB3x3/8

46 1/8

ASTM A-36

14.91

10

2

FB3x3/8

38 3/4

ASTM A-36

24.74

11

1

FB3x3/8

50 1/16

ASTM A-36

15.98

12

1

FB3x3/8

59 13/16

ASTM A-36

19.09

13

2

FB3x3/8

70 1/2

ASTM A-36

45.01

14

1

FB3x3/8

178 1/4

ASTM A-36

56.90

15

2

FB3x3/8

190

ASTM A-36

121.32

16

2

FB3x3/8

244 1/8

ASTM A-36

155.88

17

16

FB5x1/2 GUSSET (SEE DETAIL)

12

ASTM A-36

67.43

18

3

FB6x1/2

6 1/8

ASTM A-36

15.64

19

36

FB6x3/4 (SEE DETAIL)

22 9/16

ASTM A-36

1032.28

20

14

FB8x1/2 (SEE DETAIL)

8

ASTM A-36

126.27

21

38

HEX NUT 3/4"-10 UNC-2B BLACK SA-194-2H

-

4.56

22

2

PL-1/2 X 10 1/4 X 10 (SEE DETAIL)

10 1/4

ASTM A-36

27.94

24

4

PL-1/2 X 10 X 9 15/16

10

ASTM A-36

56.72

28

5

PL-1/2 X 13 7/8 X 10

13 7/8

ASTM A-36

98.37

29

36

CAPSCREW HEX HD 3/8-16 UNC-2A YELLOW ZINC A-307

1 1/2

A-307

4.68

30

36

HEX NUT 3/8"-16 UNC-2B YELLOW ZINC SAE J429-GR8

-

1.08

31

62

HEX NUT 1-1/4"-7 UNC-2B BLACK SA-194-2H

-

32.86

32

31

SCREW SQ HD SET 1 1/4" x 6" LG. - 7 UNC CUP PT GRADE 2 CASE HARDENED BLACK

6

76.57

33

7

W8X31 (SEE DETAIL)

22 9/16

ASTM A-992

236.03

34

28

CAPSCREW HEX HD 5/8"-11 UNC-2A YELLOW ZINC SAE J429-GR8

2 1/4

SAE J429-GR8

6.97

35

28

HEX NUT 5/8"-11 UNC-2B YELLOW ZINC SAE J429-GR8

-

2.05

36

12

CAPSCREW HEX HD 1"-8 UNC-2A YELLOW ZINC SAE J429-GR8 W/ NUTS

3

SAE J429-GR8

10.92

45

1

PL-1/2 X 8 7/8 X 4 3/4 (SEE DETAIL)

8 7/8

ASTM A-36

5.98

46

1

PL-3/4 X 102 1/4 X 27 1/16 (SEE DETAIL)

102 1/4

ASTM A-36

587.32

47

18

PL-3/8 THK 7" O.D. (SEE DETAIL)

7

ASTM A-36

73.07

53

8

PLATE 1/2" THK X 10" OD (SEE DETAIL)

10

SA-516-70

81.73

54

4

PLATE 2" THK X 6" WIDE X 32-1/4" LG (UT PER 578 LEVEL C 100%)(MTR'S REQ'D) (SEE DETAIL)

32 1/4

SA-516-70

430.44

55

4

PLATE 2-3/4" THK X 12" WIDE X 35-1/4" LG (UT PER 578 LEVEL C 100%)(MTR'S REQ'D) (SEE DETAIL)

35 1/4

SA-516-70

1251.13

56

19

SCREW SQ HD SET 3/4"-10 UNC-2A CUP PT GRADE 2 CASE HARDENED BLACK

4

9.04

57

1

W10X49

25 13/16

ASTM A-992

79.92

58

1

W10X49

29

ASTM A-992

118.42

59

1

W10X49

29 13/16

ASTM A-992

106.18

60

1

W10X49

37

ASTM A-992

151.08

61

5

W14X61 (SEE DETAIL)

42 5/8

ASTM A-992

1026.07

62

2

W24X104

13 1/16

ASTM A-992

159.57

63

2

W24X104 (SEE DETAIL)

22 9/16

ASTM A-992

156.71

64

14

W24X104

25 9/16

ASTM A-992

2165.15

65

2

W24X104

25 7/8

ASTM A-992

315.41

66

15

W24X104

26 11/16

ASTM A-992

2464.89

67

2

W24X104

34 3/8

ASTM A-992

462.27

68

2

W24X104

34 3/8

ASTM A-992

462.35

69

5

W24X104

34 11/16

ASTM A-992

1169.06

70

2

W24X104

35 9/16

ASTM A-992

482.55

71

2

W24X104

35 5/8

ASTM A-992

513.80

72

6

W24X104

36 15/16

ASTM A-992

1518.90

73

11

W24X104

38 3/8

ASTM A-992

2923.19

74

2

W24X104

43 15/16

ASTM A-992

627.70

75

4

W24X104

58 3/4

ASTM A-992

1769.55

76

2

W24X104

72

ASTM A-992

1248.01

77

2

W24X104

89

ASTM A-992

1409.37

78

1

W24X104

166 3/4

ASTM A-992

1378.39

79

2

W24X104

178 3/4

ASTM A-992

2964.77

80

2

W24X104

203 9/16

ASTM A-992

3394.92

81

2

W24X104

245 1/4

ASTM A-992

4251.26

82

2

W24X104

279

ASTM A-992

4702.44

83

2

W24X104

496 5/8

ASTM A-992

8541.39

84

2

W6X20 (SEE DETAIL)

41 9/16

ASTM A-992

130.49

85

1

W6X20 (SEE DETAIL)

48

ASTM A-992

75.97

86

2

W8X31 (SEE DETAIL)

87

ASTM A-992

449.50

87

3

W8X31 (SEE DETAIL)

80

ASTM A-992

620.00

MARK

QTY

DESCRIPTION

LENGTH

MATERIAL

WEIGHT

88

1

CHECKER PL-3/16 X 14 5/16 X 13 1/16

14 5/16

ASTM A-36

11.29

89

1

CHECKER PL-3/16 X 14 5/16 X 13 1/16

14 5/16

ASTM A-36

11.29

90

1

CHECKER PL-3/16 X 14 5/16 X 5

14 5/16

ASTM A-36

4.32

91

1

CHECKER PL-3/16 X 13 13/16 X 7 3/8

13 13/16

ASTM A-36

6.10

92

1

CHECKER PL-3/16 X 13 13/16 X 7 3/8

13 13/16

ASTM A-36

6.10

93

1

CHECKER PL-3/16 X 13 13/16 X 7 3/8

13 13/16

ASTM A-36

6.10

94

1

CHECKER PL-3/16 X 13 13/16 X 7 5/16

13 13/16

ASTM A-36

6.15

95

1

CHECKER PL-3/16 X 14 5/16 X 7 7/16

14 5/16

ASTM A-36

6.42

96

1

CHECKER PL-3/16 X 14 5/16 X 7 7/16

14 5/16

ASTM A-36

6.42

97

1

CHECKER PL-3/16 X 14 5/16 X 9 5/16

14 5/16

ASTM A-36

8.16

98

1

CHECKER PL-3/16 X 14 5/16 X 9 7/16

14 5/16

ASTM A-36

8.11

99

1

CHECKER PL-3/16 X 14 5/8 X 10 3/8

14 5/8

ASTM A-36

9.18

100

1

CHECKER PL-3/16 X 14 5/8 X 11 7/8

14 5/8

ASTM A-36

10.51

101

1

CHECKER PL-3/16 X 14 5/8 X 3 1/2

14 5/8

ASTM A-36

3.10

102

1

CHECKER PL-3/16 X 14 5/8 X 5

14 5/8

ASTM A-36

4.43

103

1

CHECKER PL-3/16 X 15 7/16 X 14 5/8

15 7/16

ASTM A-36

13.65

104

1

CHECKER PL-3/16 X 15 7/16 X 14 5/8

15 7/16

ASTM A-36

13.63

105

1

CHECKER PL-3/16 X 15 7/16 X 8 7/16

15 7/16

ASTM A-36

7.84

106

1

CHECKER PL-3/16 X 16 3/16 X 15 7/16

16 3/16

ASTM A-36

15.07

107

1

CHECKER PL-3/16 X 16 3/16 X 15 7/16

16 3/16

ASTM A-36

15.07

108

1

CHECKER PL-3/16 X 16 7/16 X 13 13/16

16 7/16

ASTM A-36

13.72

109

1

CHECKER PL-3/16 X 17 1/16 X 13 13/16

17 1/16

ASTM A-36

14.24

110

1

CHECKER PL-3/16 X 17 1/8 X 13 13/16

17 1/8

ASTM A-36

14.24

111

1

CHECKER PL-3/16 X 17 1/8 X 13 13/16

17 1/8

ASTM A-36

14.24

112

1

CHECKER PL-3/16 X 17 1/8 X 13 13/16

17 1/8

ASTM A-36

14.24

113

1

CHECKER PL-3/16 X 19 5/8 X 15 7/16

19 5/8

ASTM A-36

18.27

114

1

CHECKER PL-3/16 X 19 5/8 X 15 7/16

19 5/8

ASTM A-36

18.27

115

1

CHECKER PL-3/16 X 21 3/16 X 15 7/16

21 3/16

ASTM A-36

19.72

116

1

CHECKER PL-3/16 X 22 1/4 X 14 5/16

22 1/4

ASTM A-36

19.22

117

1

CHECKER PL-3/16 X 23 1/8 X 22

23 1/8

ASTM A-36

30.76

118

1

CHECKER PL-3/16 X 23 1/8 X 22

23 1/8

ASTM A-36

30.74

119

1

CHECKER PL-3/16 X 23 7/16 X 21 3/16

23 7/16

ASTM A-36

29.97

120

1

CHECKER PL-3/16 X 24 1/2 X 15 7/16

24 1/2

ASTM A-36

22.80

121

1

CHECKER PL-3/16 X 24 1/2 X 15 7/16

24 1/2

ASTM A-36

22.80

122

1

CHECKER PL-3/16 X 24 5/16 X 17 7/8

24 5/16

ASTM A-36

26.23

123

1

CHECKER PL-3/16 X 24 5/16 X 17 7/8

24 5/16

ASTM A-36

26.23

124

1

CHECKER PL-3/16 X 24 5/16 X 17 7/8

24 5/16

ASTM A-36

26.24

125

1

CHECKER PL-3/16 X 24 5/16 X 17 7/8

24 5/16

ASTM A-36

26.24

126

1

CHECKER PL-3/16 X 24 7/16 X 15 7/16

24 7/16

ASTM A-36

22.78

127

1

CHECKER PL-3/16 X 24 7/16 X 15 7/16

24 7/16

ASTM A-36

22.79

128

1

CHECKER PL-3/16 X 25 11/16 X 13 1/16

25 11/16

ASTM A-36

20.26

129

1

CHECKER PL-3/16 X 25 11/16 X 17 7/8

25 11/16

ASTM A-36

27.71

130

1

CHECKER PL-3/16 X 25 11/16 X 17 7/8

25 11/16

ASTM A-36

27.71

131

1

CHECKER PL-3/16 X 25 11/16 X 22 1/4

25 11/16

ASTM A-36

34.50

132

1

CHECKER PL-3/16 X 25 11/16 X 7 7/16

25 11/16

ASTM A-36

11.53

133

1

CHECKER PL-3/16 X 27 1/8 X 15 15/16

27 1/8

ASTM A-36

26.13

134

1

CHECKER PL-3/16 X 27 1/8 X 16 3/16

27 1/8

ASTM A-36

26.51

135

1

CHECKER PL-3/16 X 27 1/8 X 16 3/16

27 1/8

ASTM A-36

26.51

136

1

CHECKER PL-3/16 X 27 1/8 X 21 7/8

27 1/8

ASTM A-36

35.83

137

1

CHECKER PL-3/16 X 27 1/8 X 8 1/8

27 1/8

ASTM A-36

13.27

138

1

CHECKER PL-3/16 X 29 11/16 X 15 7/16

29 11/16

ASTM A-36

27.66

139

1

CHECKER PL-3/16 X 29 11/16 X 15 7/16

29 11/16

ASTM A-36

27.66

140

1

CHECKER PL-3/16 X 29 11/16 X 27 1/8

29 11/16

ASTM A-36

48.69

141

1

CHECKER PL-3/16 X 32 11/16 X 14 3/8

32 11/16

ASTM A-36

28.34

142

1

CHECKER PL-3/16 X 32 11/16 X 7 11/16

32 11/16

ASTM A-36

15.17

143

1

CHECKER PL-3/16 X 32 11/16 X 7 11/16

32 11/16

ASTM A-36

15.17

144

1

CHECKER PL-3/16 X 33 9/16 X 14 5/16

33 9/16

ASTM A-36

29.02

145

1

CHECKER PL-3/16 X 35 1/4 X 15 7/16

35 1/4

ASTM A-36

32.82

146

1

CHECKER PL-3/16 X 35 1/4 X 15 7/16

35 1/4

ASTM A-36

32.84

147

1

CHECKER PL-3/16 X 38 9/16 X 23 7/16

38 9/16

ASTM A-36

54.57

148

1

CHECKER PL-3/16 X 47 15/16 X 27 1/8

47 15/16

ASTM A-36

78.55

149

1

CHECKER PL-3/16 X 60 11/16 X 27 1/8

60 11/16

ASTM A-36

99.43

MARK

QTY

DESCRIPTION

LENGTH

MATERIAL

WEIGHT

150

1

PL-1/4 X 14 5/16 X 7 3/8

14 5/16

ASTM A-36

7.48

151

1

PL-1/4 X 14 5/16 X 7 3/8

14 5/16

ASTM A-36

7.49

152

1

PL-1/4 X 14 5/16 X 7 3/8

14 5/16

ASTM A-36

7.51

153

1

PL-1/4 X 14 5/16 X 7 5/16

14 5/16

ASTM A-36

7.45

154

1

PL-1/4 X 14 5/8 X 10 3/8

14 5/8

ASTM A-36

10.78

155

1

PL-1/4 X 14 5/8 X 11 7/8

14 5/8

ASTM A-36

12.34

156

1

PL-1/4 X 17 1/16 X 14 5/16

17 1/16

ASTM A-36

17.34

157

1

PL-1/4 X 17 1/8 X 14 5/16

17 1/8

ASTM A-36

17.38

158

1

PL-1/4 X 17 1/8 X 14 5/16

17 1/8

ASTM A-36

17.39

159

1

PL-1/4 X 17 1/8 X 14 5/16

17 1/8

ASTM A-36

17.41

160

1

PL-1/4 X 23 1/8 X 22

23 1/8

ASTM A-36

36.11

161

1

PL-1/4 X 23 1/8 X 22

23 1/8

ASTM A-36

36.13

162

1

PL-1/4 X 23 7/16 X 10 3/4

23 7/16

ASTM A-36

17.91

163

1

PL-1/4 X 25 11/16 X 5

25 11/16

ASTM A-36

9.11

164

1

PL-1/4 X 28 1/2 X 25 11/16

28 1/2

ASTM A-36

51.86

165

1

PL-1/4 X 28 1/2 X 25 11/16

28 1/2

ASTM A-36

51.91

166

1

PL-1/4 X 35 1/4 X 23 7/16

35 1/4

ASTM A-36

58.62

167

1

PL-1/4 X 36 1/4 X 25 11/16

36 1/4

ASTM A-36

66.08

168

1

PL-1/4 X 42 9/16 X 23 7/16

42 9/16

ASTM A-36

70.82

169

1

PL-1/4 X 60 11/16 X 23 7/16

60 11/16

ASTM A-36

100.94

170

2

WBX31 (SEE DETAIL)

36

ASTM A-992

186.00

171

3

L2X2X1/4

7

ASTM A-36

5.25

172

6

L2X2X1/4

7

ASTM A-36

10.49

173

4

L2X2X1/4

7 1/4

ASTM A-36

7.28

174

2

L2X2X1/4

10

ASTM A-36

5.11

175

2

L2X2X1/4

7 1/2

ASTM A-36

3.78

176

3

L2X2X1/4

7 1/2

ASTM A-36

5.65

177

1

L2X2X1/4

10 1/2

ASTM A-36

2.69

178

2

L2X2X1/4

10 1/2

ASTM A-36

5.36

179

8

L3X2X1/4

3

ASTM A-36

8.17

180

1

FB3x1/4

6

ASTM A-36

1.27

181

1

L2X2X1/4

5 1/2

ASTM A-36

1.47

182

2

L2X2X1/4

8 1/2

ASTM A-36

4.30

183

2

L3X2X1/4

4

ASTM A-36

2.72

184

13

L3X3X1/4

4

ASTM A-36

21.14

185

2

FB2x1/4

4

ASTM A-36

1.12

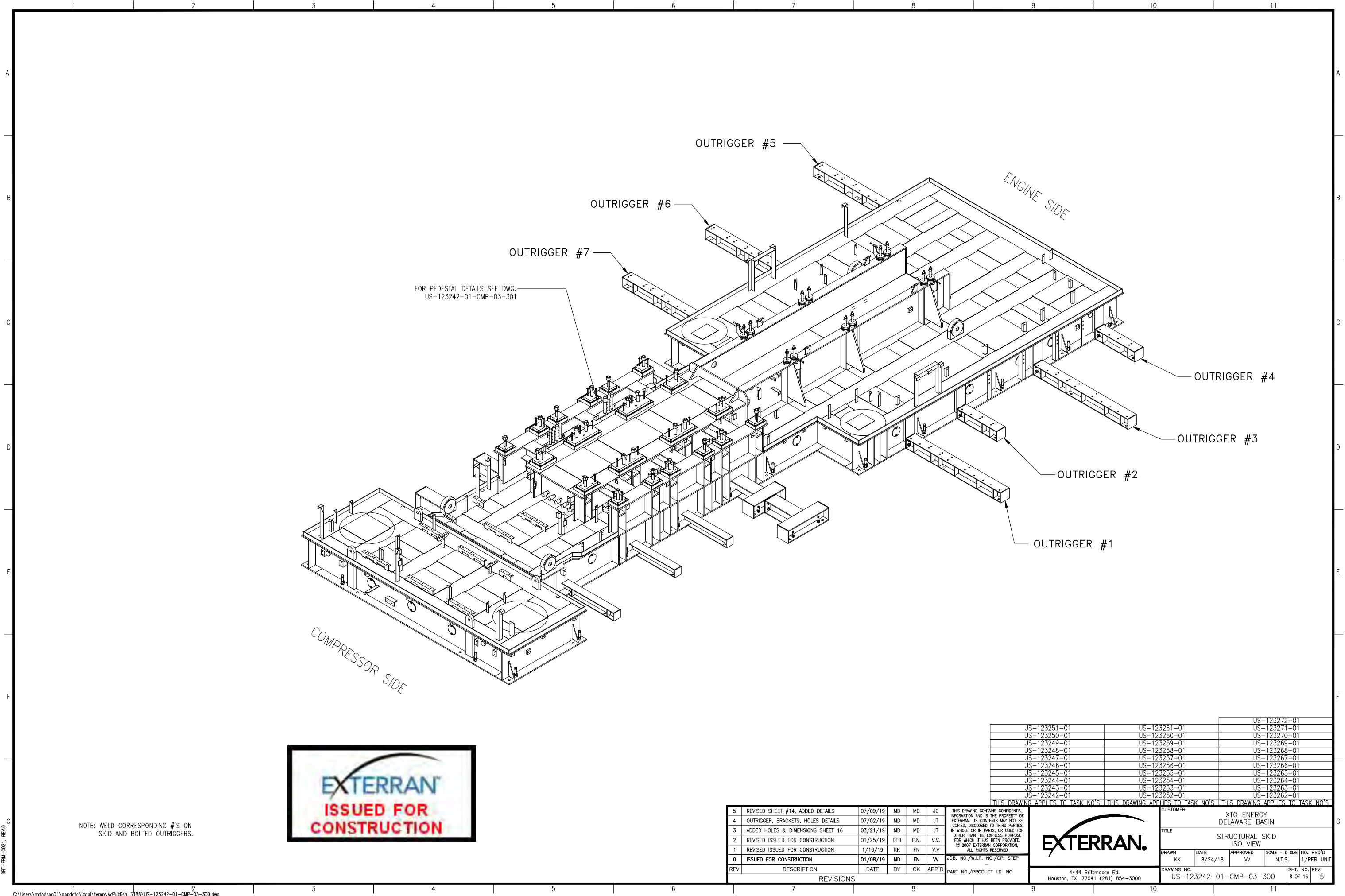
186

2

L2X2X1/4

6

ASTM A-36



| | | | | | |
|------|------------------------------------|----------|-----|------|-------|
| 5 | REVISED SHEET #14, ADDED DETAILS | 07/09/19 | MD | MD | JC |
| 4 | OUTRIGGER, BRACKETS, HOLES DETAILS | 07/02/19 | MD | MD | JT |
| 3 | ADDED HOLES & DIMENSIONS SHEET 16 | 03/21/19 | MD | MD | JT |
| 2 | REVISED ISSUED FOR CONSTRUCTION | 01/25/19 | DTB | F.N. | V.V. |
| 1 | REVISED ISSUED FOR CONSTRUCTION | 1/16/19 | KK | FN | V.V. |
| 0 | ISSUED FOR CONSTRUCTION | 01/08/19 | MD | FN | W |
| REV. | DESCRIPTION | DATE | BY | CK | APP'D |

THIS DRAWING CONTAINS CONFIDENTIAL INFORMATION AND IS THE PROPERTY OF EX TERRAN. ITS CONTENTS MAY NOT BE COPIED, DISCLOSED TO THIRD PARTIES IN WHOLE OR IN PARTS, OR USED FOR OTHER THAN THE EXPRESS PURPOSE FOR WHICH IT HAS BEEN PROVIDED. © 2007 EX TERRAN CORPORATION. ALL RIGHTS RESERVED.

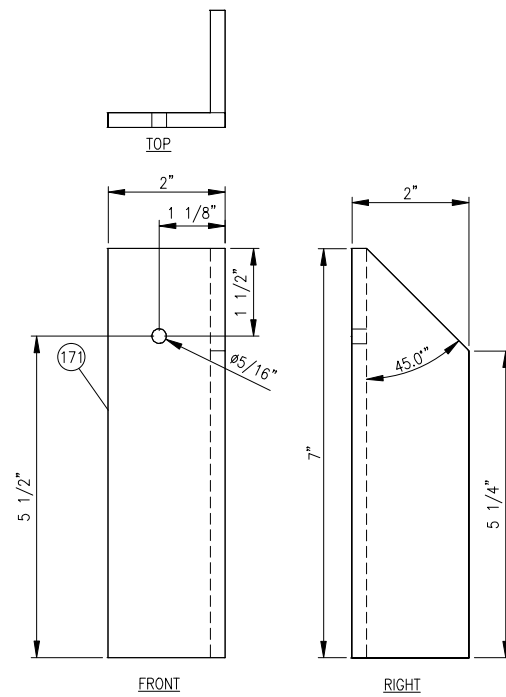
JOB. NO./W.I.P. NO./OP. STEP

PART NO./PRODUCT I.D. NO.

4444 Brittmoores Rd.
Houston, TX, 77041 (281) 854-3000

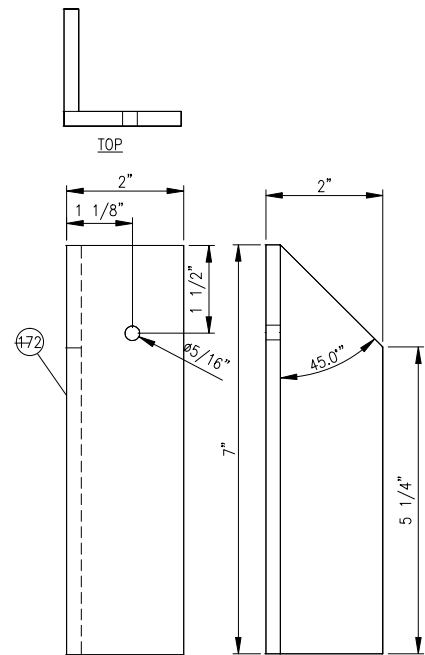
| | | | | | | | |
|-------------------------|---------|----------|----------------|------------------------------|------|--|--|
| CUSTOMER | | | | XTO ENERGY DELAWARE BASIN | | | |
| TITLE | | | | STRUCTURAL SKID ISO VIEW | | | |
| DRAWN | DATE | APPROVED | SCALE - D SIZE | NO. REQ'D | | | |
| KK | 8/24/18 | VV | N.T.S. | 1/PER UNIT | | | |
| DRAWING NO. | | | | SHT. NO. | REV. | | |
| US-123242-01-CMP-03-300 | | | | 8 OF 16 | 5 | | |

| | | |
|-----------------------------------|--------------|-----------------------------------|
| US-123251-01 | US-123261-01 | US-123272-01 |
| US-123250-01 | US-123260-01 | US-123271-01 |
| US-123249-01 | US-123259-01 | US-123270-01 |
| US-123248-01 | US-123258-01 | US-123269-01 |
| US-123247-01 | US-123257-01 | US-123268-01 |
| US-123246-01 | US-123256-01 | US-123267-01 |
| US-123245-01 | US-123255-01 | US-123266-01 |
| US-123244-01 | US-123254-01 | US-123265-01 |
| US-123243-01 | US-123253-01 | US-123264-01 |
| US-123242-01 | US-123252-01 | US-123263-01 |
| THIS DRAWING APPLIES TO TASK NO'S | | THIS DRAWING APPLIES TO TASK NO'S |
| THIS DRAWING APPLIES TO TASK NO'S | | THIS DRAWING APPLIES TO TASK NO'S |



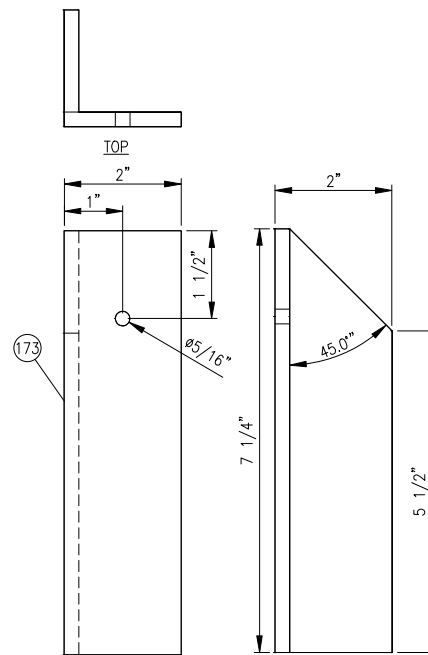
BRACKET DETAIL 1

SCALE: N.T.S.
TYP. (3) PLACES



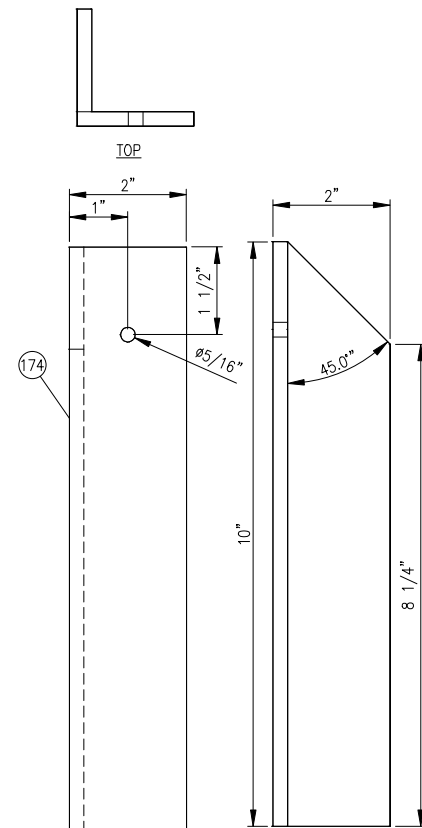
FRONT RIGHT
BRACKET DETAIL 2

SCALE: N.T.S.
TYP. (6) PLACES



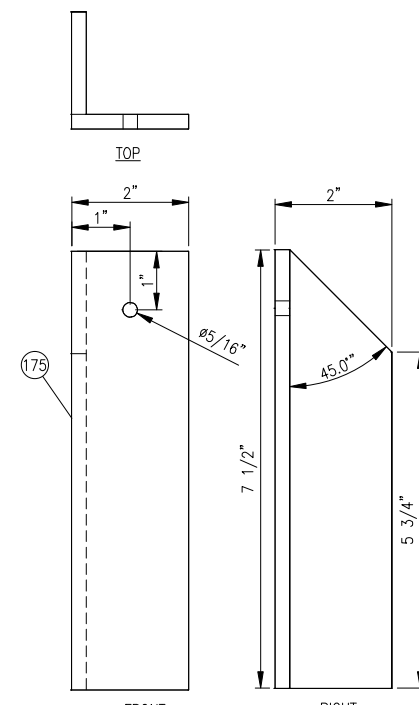
FRONT RIGHT
BRACKET DETAIL 3

SCALE: N.T.S.
TYP. (4) PLACES



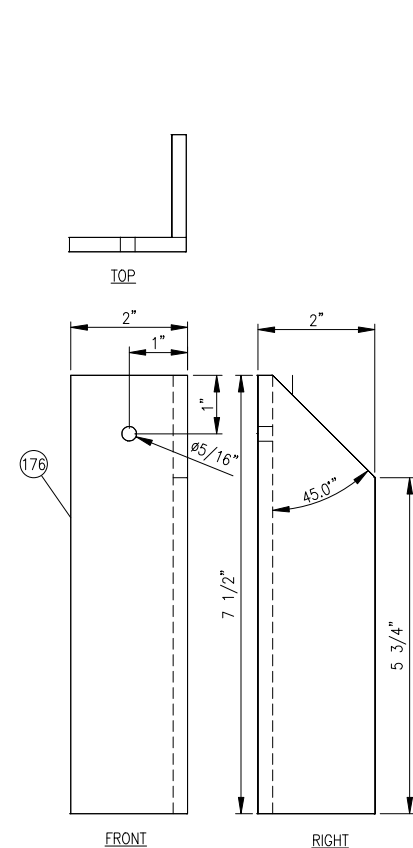
BRACKET DETAIL 4

SCALE: N.T.S.
TYP. (2) PLACES



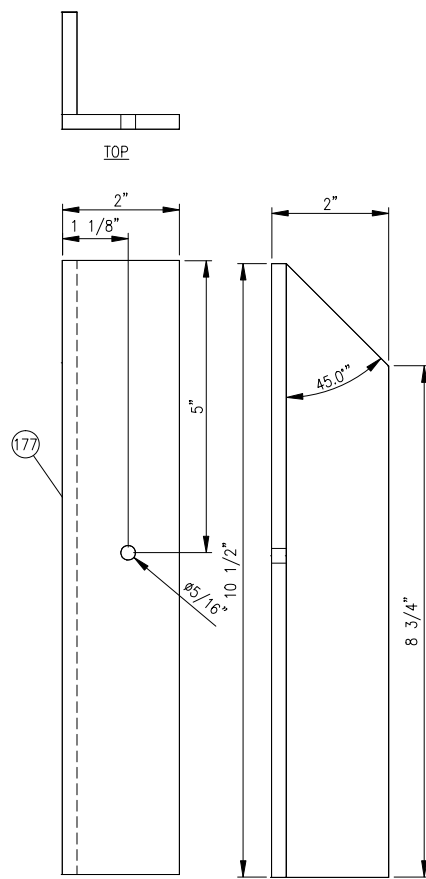
FRONT RIGHT
BRACKET DETAIL 5

SCALE: N.T.S.
TYP. (2) PLACES



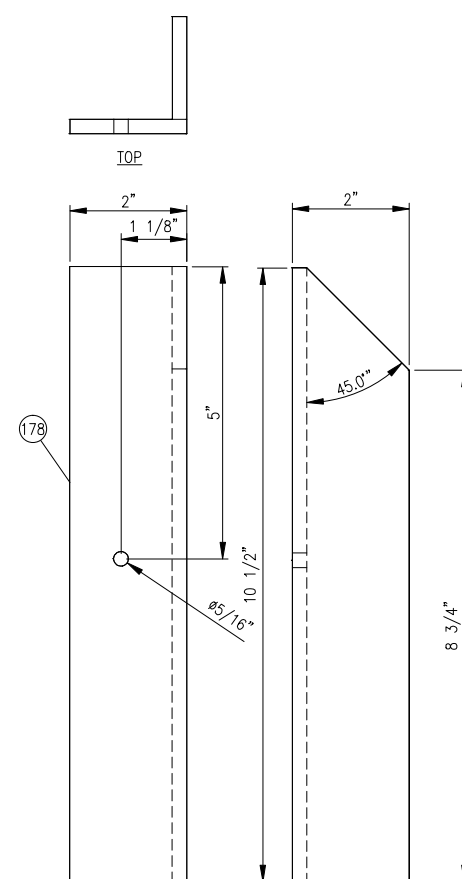
BRACKET DETAIL 6

SCALE: N.T.S.
TYP. (3) PLACES



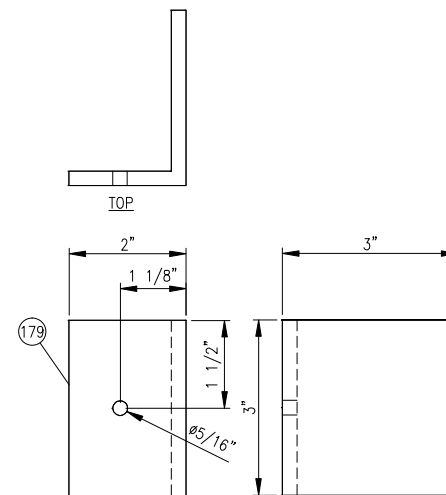
BRACKET DETAIL 7

SCALE: N.T.S.
TYP. (1) PLACES



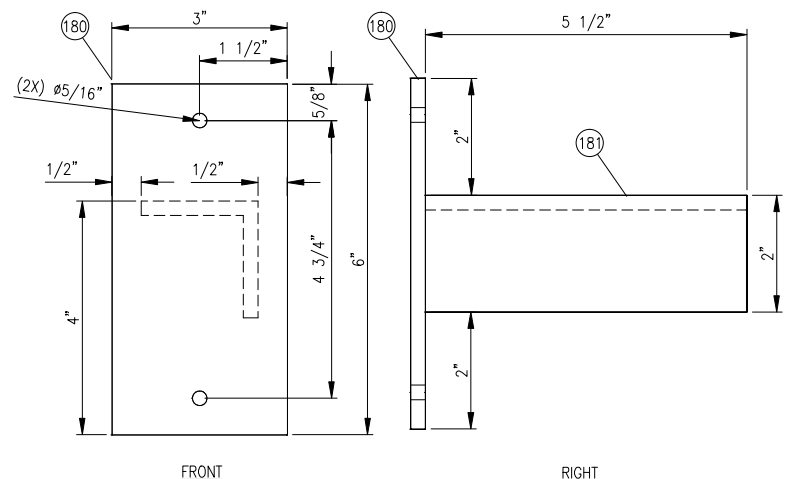
BRACKET DETAIL 8

SCALE: N.T.S.
TYP. (2) PLACES



BRACKET DETAIL 9

SCALE: N.T.S.
TYP. (8) PLACES



BRACKET DETAIL 10

SCALE: N.T.S.
TYP. (1) PLACES

| | | |
|-----------------------------------|-----------------------------------|-----------------------------------|
| US-123251-01 | US-123261-01 | US-123272-01 |
| US-123250-01 | US-123260-01 | US-123271-01 |
| US-123249-01 | US-123259-01 | US-123270-01 |
| US-123248-01 | US-123258-01 | US-123269-01 |
| US-123247-01 | US-123257-01 | US-123268-01 |
| US-123246-01 | US-123256-01 | US-123267-01 |
| US-123245-01 | US-123255-01 | US-123266-01 |
| US-123244-01 | US-123254-01 | US-123265-01 |
| US-123243-01 | US-123253-01 | US-123264-01 |
| US-123242-01 | US-123252-01 | US-123263-01 |
| THIS DRAWING APPLIES TO TASK NO'S | THIS DRAWING APPLIES TO TASK NO'S | THIS DRAWING APPLIES TO TASK NO'S |


| | | | | | |
|-----------|------------------------------------|----------|-----|------|-------|
| 5 | REVISED SHEET #14, ADDED DETAILS | 07/09/19 | MD | MD | JC |
| 4 | OUTRIGGER, BRACKETS, HOLES DETAILS | 07/02/19 | MD | MD | JT |
| 3 | ADDED HOLES & DIMENSIONS SHEET 16 | 03/21/19 | MD | MD | JT |
| 2 | REVISED ISSUED FOR CONSTRUCTION | 01/25/19 | DTB | F.N. | V.V. |
| 1 | REVISED ISSUED FOR CONSTRUCTION | 1/16/19 | KK | FN | V.V |
| 0 | ISSUED FOR CONSTRUCTION | 01/08/19 | MD | FN | V.V |
| REV. | DESCRIPTION | DATE | BY | CK | APP'D |
| REVISIONS | | | | | |

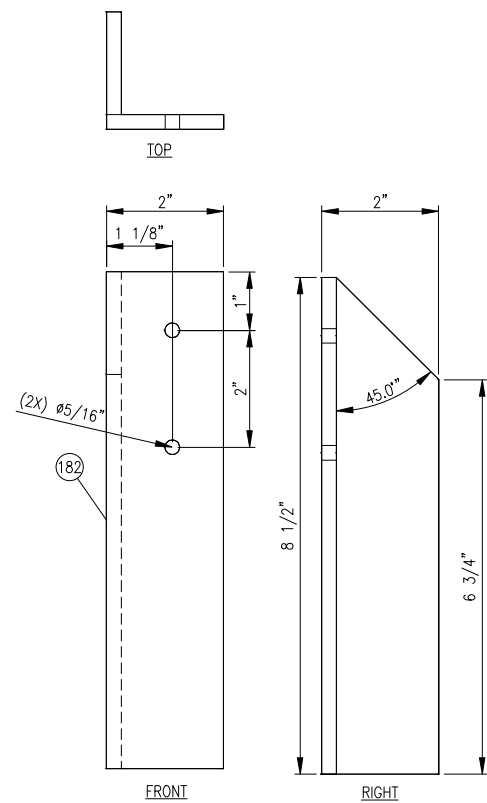
THIS DRAWING CONTAINS CONFIDENTIAL INFORMATION AND IS THE PROPERTY OF EXTERNET. ITS CONTENTS MAY NOT BE COPIED, DISCLOSED TO THIRD PARTIES IN WHOLE OR IN PARTS, OR USED FOR OTHER THAN THE EXPRESS PURPOSES FOR WHICH IT HAS BEEN PROVIDED.
© 2007 EXTERNET CORPORATION.
ALL RIGHTS RESERVED



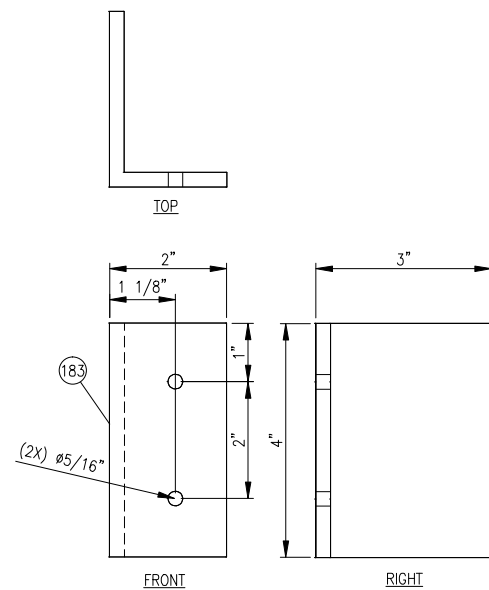
4444 Brittmoore Rd.
Houston, TX, 77041 (281) 854-3000

| | | | | |
|--|-----------------|---|--------------------------|-------------------------|
| PLIES TO TASK NOS. THIS DRAWING APPLIES TO TASK NOS. | | | | |
| CUSTOMER | | XTO ENERGY DELAWARE BASIN | | |
| TITLE | | STRUCTURAL SKID BRACKET DETAILS 1-10 | | |
| DRAWN KK | DATE 8/24/18 | APPROVED WV | SCALE = 0 SIZE N.T.S. | NO. REQ'D 1/PER UNIT |
| DRAWING NO. US-123242-01-CMP-03-300 | | | SHT. NO. 9 OF 16 | REV. 5 |

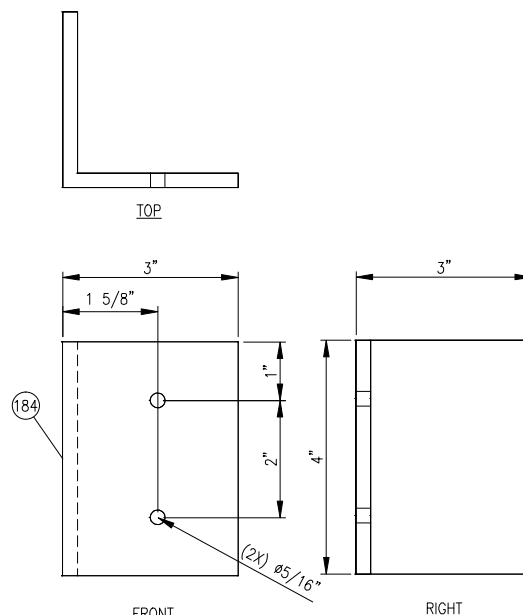




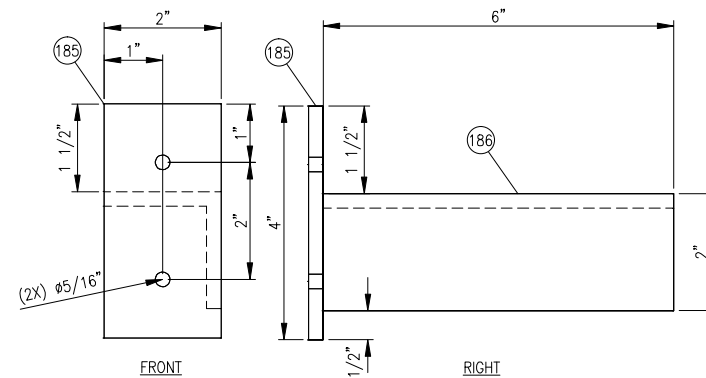
BRACKET DETAIL 11
SCALE: N.T.S.
TYP. (2) PLACES



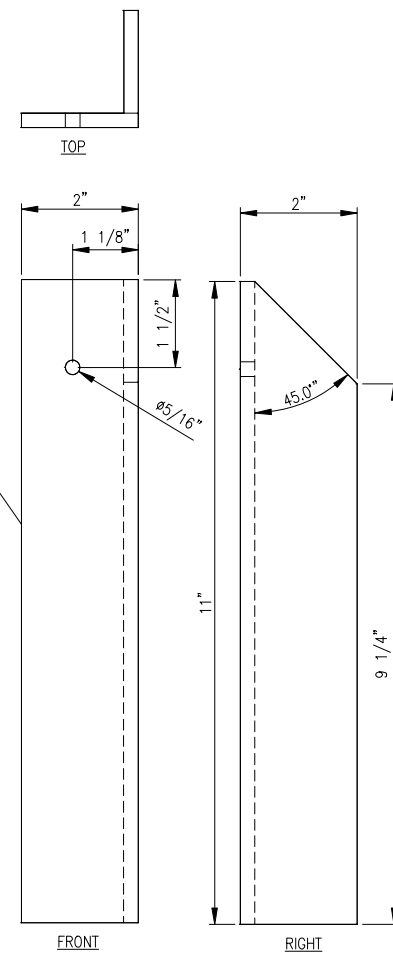
BRACKET DETAIL 12
SCALE: N.T.S.
TYP. (2) PLACES



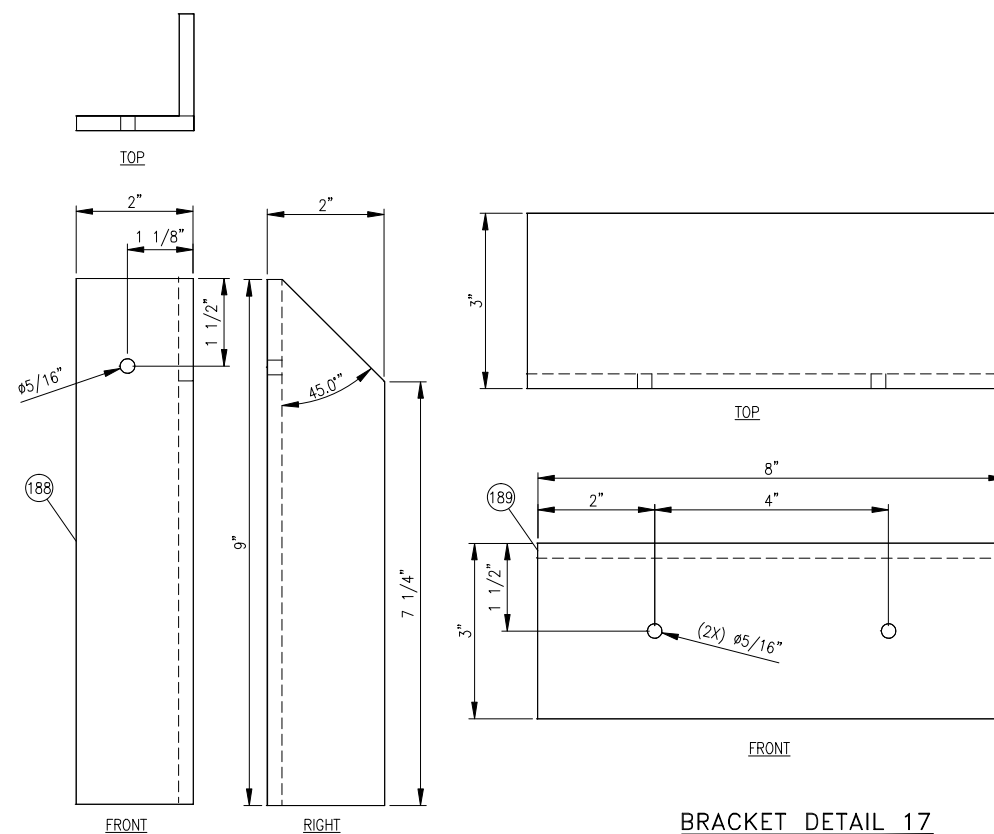
FRONT
BRACKET DETAIL 13
SCALE: N.T.S.
TYP. (13) PLACES



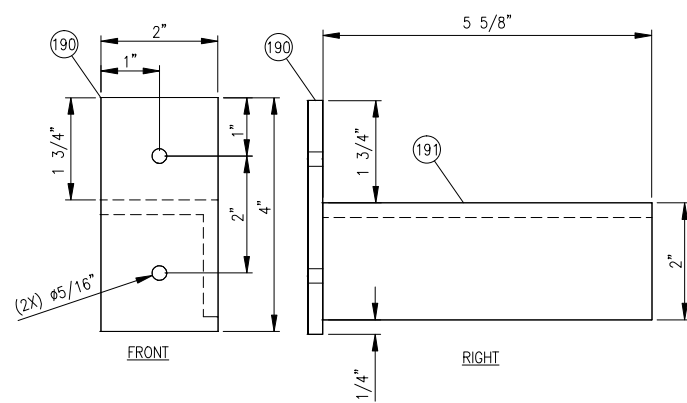
BRACKET DETAIL 14
SCALE: N.T.S.
TYP. (2) PLACES



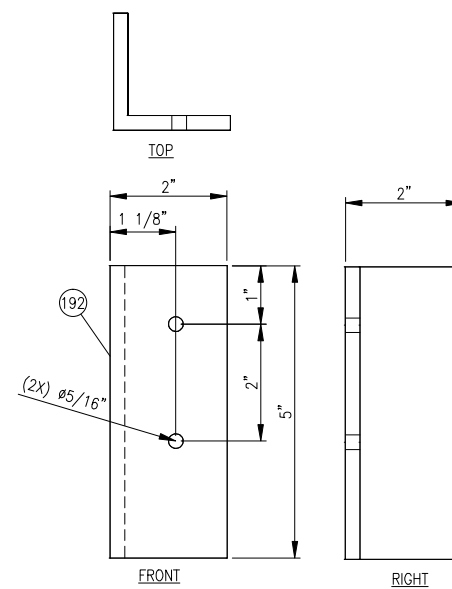
BRACKET DETAIL 15
SCALE: N.T.S.
TYP. (3) PLACES



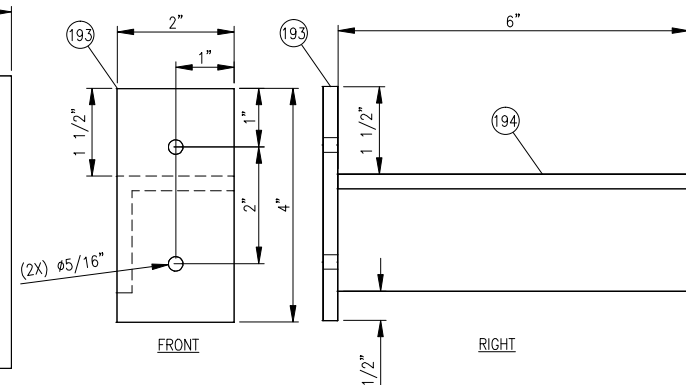
BRACKET DETAIL 16
SCALE: N.T.S.
TYP. (4) PLACES



BRACKET DETAIL 18
SCALE: N.T.S.
TYP. (1) PLACES



BRACKET DETAIL 19
SCALE: N.T.S.
TYP. (1) PLACES



BRACKET DETAIL 20
SCALE: N.T.S.
TYP. (2) PLACES

| | | |
|-----------------------------------|-----------------------------------|-----------------------------------|
| US-123251-01 | US-123261-01 | US-123272-01 |
| US-123250-01 | US-123260-01 | US-123271-01 |
| US-123249-01 | US-123259-01 | US-123270-01 |
| US-123248-01 | US-123258-01 | US-123269-01 |
| US-123247-01 | US-123257-01 | US-123268-01 |
| US-123246-01 | US-123256-01 | US-123267-01 |
| US-123245-01 | US-123255-01 | US-123266-01 |
| US-123244-01 | US-123254-01 | US-123265-01 |
| US-123243-01 | US-123253-01 | US-123264-01 |
| US-123242-01 | US-123252-01 | US-123263-01 |
| THIS DRAWING APPLIES TO TASK NO'S | THIS DRAWING APPLIES TO TASK NO'S | THIS DRAWING APPLIES TO TASK NO'S |

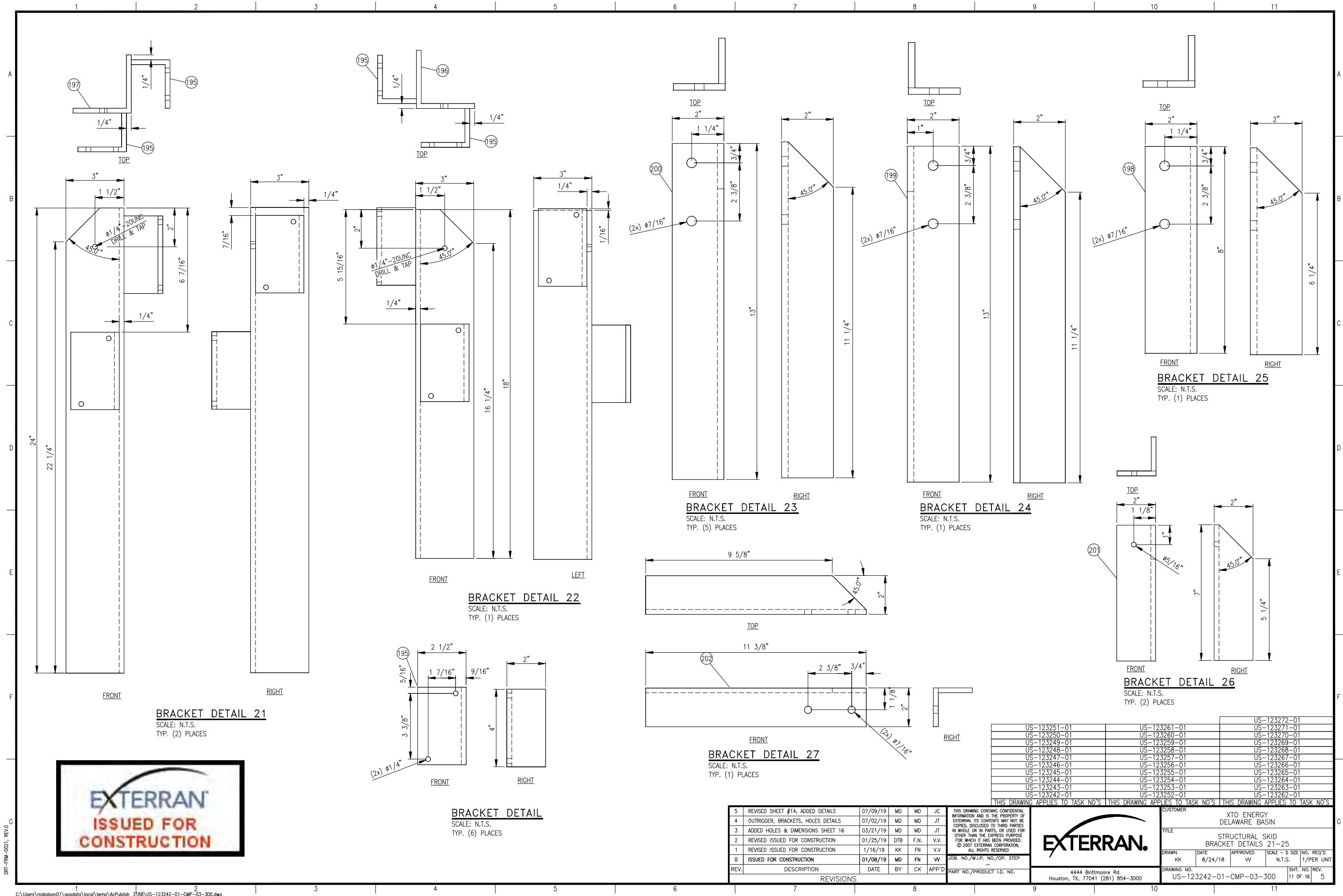
| | | | | | |
|-----------|------------------------------------|----------|-----|------|-------|
| 5 | REVISED SHEET #14, ADDED DETAILS | 07/09/19 | MD | MD | JC |
| 4 | OUTRIGGER, BRACKETS, HOLES DETAILS | 07/02/19 | MD | MD | JT |
| 3 | ADDED HOLES & DIMENSIONS SHEET 16 | 03/21/19 | MD | MD | JT |
| 2 | REVISED ISSUED FOR CONSTRUCTION | 01/25/19 | DTB | F.N. | V.V. |
| 1 | REVISED ISSUED FOR CONSTRUCTION | 1/16/19 | KK | FN | V.V. |
| 0 | ISSUED FOR CONSTRUCTION | 01/08/19 | MD | FN | V.V. |
| REV. | DESCRIPTION | DATE | BY | CK | APP'D |
| REVISIONS | | | | | |

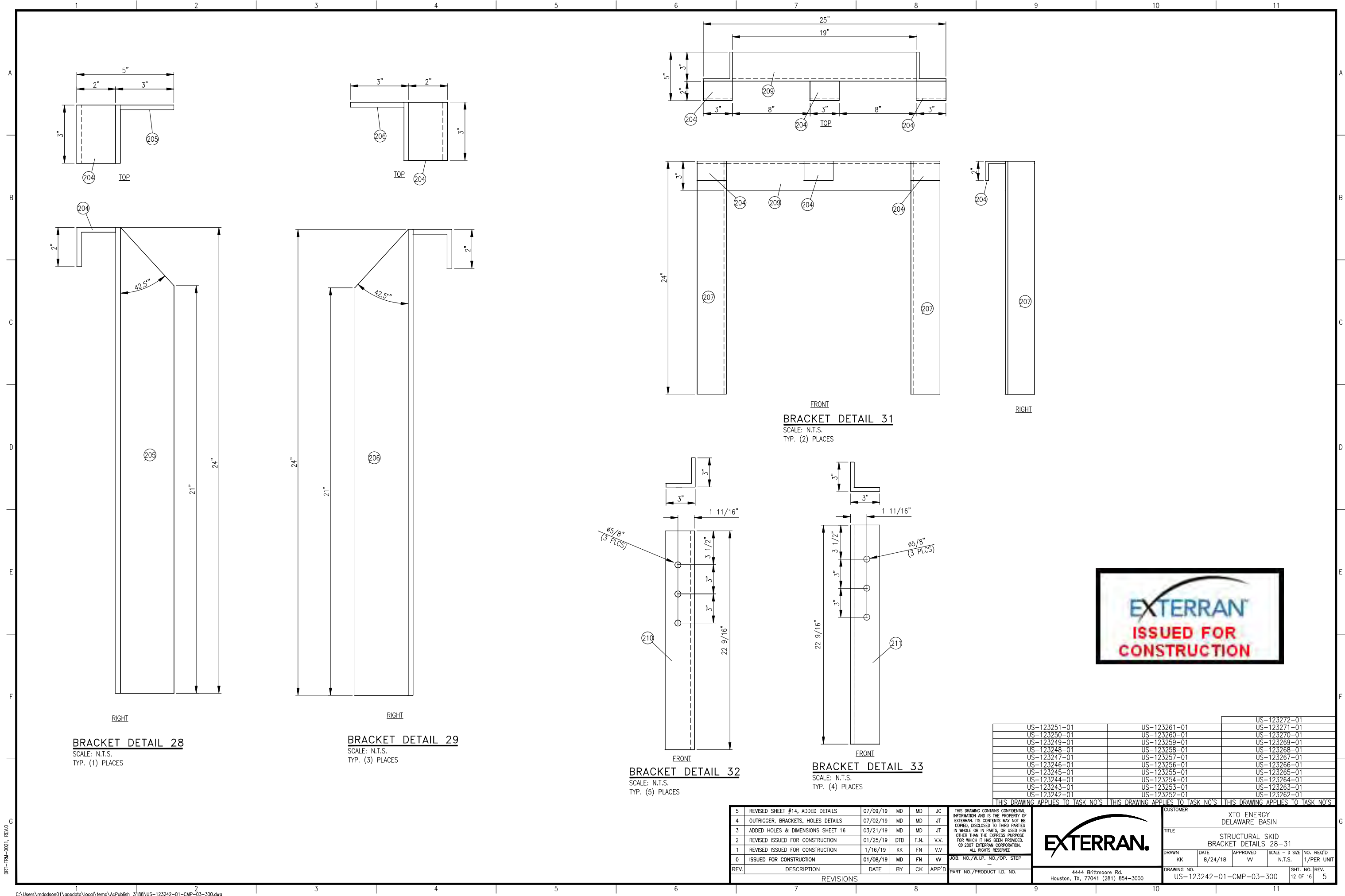
THIS DRAWING CONTAINS CONFIDENTIAL INFORMATION AND IS THE PROPERTY OF EXTERN. ITS CONTENTS MAY NOT BE COPIED, DISCLOSED TO THIRD PARTIES IN WHOLE OR IN PARTS, OR USED FOR OTHER THAN THE EXPRESS PURPOSES FOR WHICH IT HAS BEEN PROVIDED.
© 2007 EXTERN CORPORATION,
ALL RIGHTS RESERVED

JOB. NO./W.I.P. NO./OP. STEP
—
PART NO./PRODUCT I.D. NO.

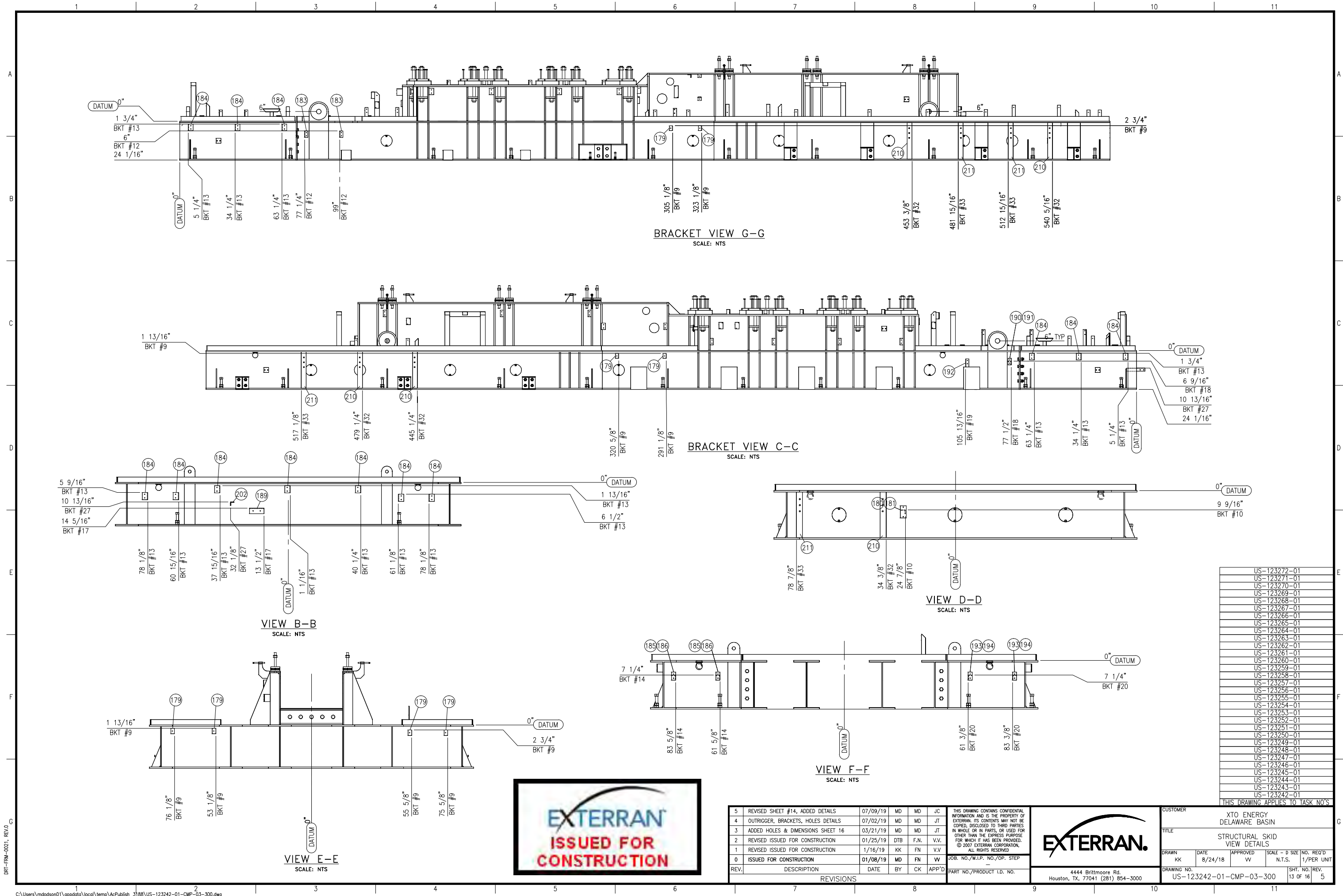


| | | | | | | |
|--|-----------------|----------------|--------------------------|-----------------------------|------------------------------|--|
| CUSTOMER | | | | | XTO ENERGY DELAWARE BASIN | |
| TITLE | | | | | | |
| STRUCTURAL SKID BRACKET DETAILS 11-20 | | | | | | |
| DRAWN KK | DATE 8/24/18 | APPROVED WV | SCALE - D SIZE N.T.S. | NO. REQ'D 1/PER UNIT | | |
| DRAWING NO. US-132342-01-CMP-03-300 | | | | SHT. NO. REV. 10 OF 16 5 | | |

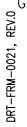


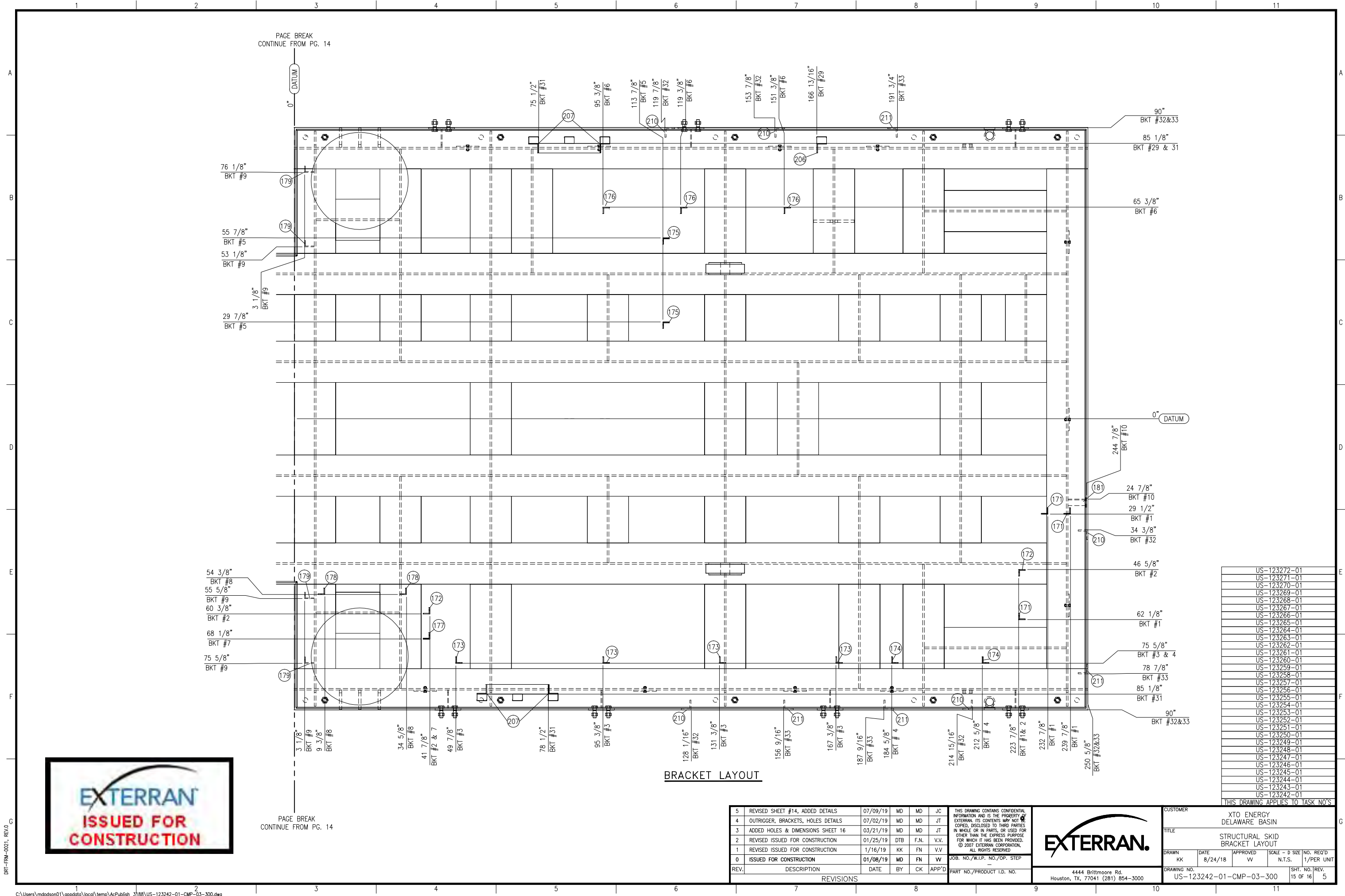


DRT-FRM-0021, REV.0



DRT-FRM-002.1 REV.0





| |
|--------------|
| US-123272-01 |
| US-123271-01 |
| US-123270-01 |
| US-123269-01 |
| US-123268-01 |
| US-123267-01 |
| US-123266-01 |
| US-123265-01 |
| US-123264-01 |
| US-123263-01 |
| US-123262-01 |
| US-123261-01 |
| US-123260-01 |
| US-123259-01 |
| US-123258-01 |
| US-123257-01 |
| US-123256-01 |
| US-123255-01 |
| US-123254-01 |
| US-123253-01 |
| US-123252-01 |
| US-123251-01 |
| US-123250-01 |
| US-123249-01 |
| US-123248-01 |
| US-123247-01 |
| US-123246-01 |
| US-123245-01 |
| US-123244-01 |
| US-123243-01 |
| US-123242-01 |

THIS DRAWING APPLIES TO TASK NO'S

